



# FARM CREDIT MIDSOUTH





# Thank you, Farm Credit and the farmers and friends of Eastern Arkansas!

## Letter from the CEO

The year was 1984. I was starting my new job right out of college with Forrest City PCA in Helena, Arkansas. I had grown up well-acquainted with Ouachita PCA in Southwest Arkansas, as it was where my dad had borrowed money and where my brother-in-law worked. I, too, had borrowed money from PCA for my very first truck in 1979.

The first few weeks of the job were typical training, but there were a number of discussions about how the past few years had been tough, and things did not seem to be getting any better. Little did I know, we were about to experience one of the most devastating times in agriculture since the Great Depression. Over the next five years, I witnessed farmers losing their farms, interest rates reaching 20 percent, land values dropping more than 50 percent, a mass exodus of long-term Farm Credit employees, and Associations merging at a record pace due to loss of capital. It was a serious time for everyone involved; but in hindsight, it was one of the best times for a young person to learn the risks that could exist in agriculture.

By 1990, things were settling down and what had once been 13 Farm Credit Associations (Production Credit Associations and Federal Land Bank Associations) in Eastern Arkansas was now consolidated into one. Regardless of the name changes, we are and will always be **FARM CREDIT**.

Everyone began to grow and expand as did our Association. That trend has not stopped. Over the last 30 years in Eastern Arkansas, the number of farmers has declined by more than 50 percent, and the size of the average farm has almost tripled. Farm equipment and farm land values are as much as 10 times what they were in 1984!

Many common words now did not even exist in our vocabulary in 1984: GPS, Cotton Module Builder, Cotton Module Hauler, Round Bale Picker, Cell Phone, Laptop, Defoliant, Wi-Fi, Row Rice, Precision Level, Amazon, Blockbuster, VCR, CD, GMO, Kelly Diamond Harrow, FedEx, UPS, Text, Email, Remote Work, Video Conference, Global Warming, Polypipe, ATV, Farm Credit Midsouth, Drone, Google, Yahoo, Excel, Word, PDF, E-signature, and even a fax! I do believe the past four decades have seen more change than any other 40-year period in agriculture.

As I pen—I mean type—my last public words as your CEO, I am truly thankful to have been part of all of these changes. There have, no doubt, also been some very challenging times.

I remember fondly the words of my dad when he said, “keep your paddle in the water!” I never really understood what he meant at the time, but as I grew older it became very clear. You see, life is like a river. We encounter both calm times and rough times as we navigate. One thing is for sure: if you want to have any influence in your direction you must never give up, and you have to always “keep your paddle in the water!”

**I thank you, Farm Credit and Eastern Arkansas, for a career and friendships of a lifetime!**

James McJunkins

President & Chief Executive Officer  
Farm Credit Midsouth

## In This Report

- Letter from CEO ..... 2
- Board of Directors ..... 3
- Management ..... 12
- Association Information and Initiatives ..... 3-19
- Consolidated 5-Year Summary of Selected Financial Data .... 20
- Management’s Discussion and Analysis ..... 21
- Report of Management ..... 30
- Report on Internal Controls Over Financial Reporting ..... 31
- Report of Audit Committee .. 32
- Report of Independent Auditors..... 33
- Consolidated Financial Statements..... 35
- Notes to Consolidated Financial Statements ..... 39
- Disclosure Information Required by Regulations ..... 55
- Young, Beginning, and Small Farmers and Ranchers..... 59
- Funds Held Program ..... 61

Farm Credit Midsouth is an equal opportunity employer and does not discriminate on the basis of race, color, religion, gender, sexual orientation, gender identity or expression, national origin, age, disability, genetic information, marital status, amnesty, or status as a protected veteran in accordance with applicable, federal, state and local laws.

Cover Photo:  
Chelsea Metheny, Mississippi County

## 2022 Annual Report

is produced for members and friends of Farm Credit Midsouth.

Address comments to  
2022 Annual Report  
Farm Credit Midsouth  
3000 Prosperity Dr • Jonesboro, AR 72404  
info@FCMidsouth.com

Contributors  
James McJunkins  
Melissa Powell  
Amy Rothenbuhler  
Diane Steiling

FCMidsouth.com

Article quotes have been edited for content and appropriateness.

Follow us on social media!



## MCJUNKINS TO RETIRE FROM EXECUTIVE TEAM



James McJunkins, President, CEO 2012-2023

March will mark the end of an era at Farm Credit Midsouth. As you may know, after 39 years with Farm Credit, President and CEO James McJunkins has announced his retirement effective March 31. James began his career with Farm Credit in 1984 as a loan officer in Helena. Over the years, he has held a number of roles including Branch Manager, Vice President of Internal Review, Vice President of Credit Supervision, and Senior Vice President of Field Operations. In 2012, James was named President, CEO. Most of us do not know an Association without James, and we are forever grateful for his leadership under which Farm Credit Midsouth has flourished.



James and his wife, Janette.

## Board of Directors

### DANE COOMER, Chair

Clay County | Piggott, Arkansas | 2013  
Executive Committee, Chair



Dane graduated from the University of Arkansas with a bachelor's degree in Agricultural Engineering and has been a licensed professional engineer since 1994. Dane is a self-employed grain and cotton farmer. He is a partner of Coomer Farms, and an officer of Wildflower Properties, LLC. Dane was elected to his current term on the Board in February 2021 which expires 2025. He serves as Chair of the Board. Dane represents Clay County and also serves as the Chairman of the Executive Committee. Dane additionally serves on the AgriBank District Farm Credit Council Board. He has been a Farm Credit Midsouth board member since 2013.

### RAMEY STILES, Vice Chair

Lee County | Marianna, Arkansas | 2014  
Executive Committee, Vice Chair  
Compensation Committee, Chair



Ramey is a self-employed cotton and peanut farmer who is also engaged in custom cotton harvesting. He graduated from Arkansas State University with a degree in Ag Business and Economics. He serves on the Board of Directors of Cotton Incorporated, the Lee County Farm Bureau Board, and the Board of the Agricultural Council of Arkansas. In 2022 the governor appointed Ramey to the Arkansas Boll Weevil Eradication Board. Ramey joined the Board in 2014 and represents Lee County. Ramey serves as the Chair of the Board's Compensation Committee. He currently serves as Vice Chair of the Board. He was elected to his current term on the Board in February 2022 which expires 2026.

### MAURICA DOOLEY

St. Francis County | Wynne, Arkansas | 2022  
YBS / Scholarship Committee



Maurica, a registered nurse by training, has a hand in just about all aspects of her family farm, from the day-to-day labor, to employee recruitment and management, to book-keeping and payroll. Together with her husband, William Dooley, the family operates Stray Dog Farms, growing about 400 acres of sweet potatoes, as well as milo, soybeans and corn in rotation. Several years ago, the Dooleys began growing produce, which is marketed to grocery wholesalers in Little Rock and Memphis. She is a member of Arkansas Women in Ag and Mosaic and has held several positions within the First United Methodist Church in Forrest City where the family are active members. Maurica and Bill have two children, son Josh and his wife Kathryn who live in Jonesboro and have two sons, Beau and Cash; and daughter Alex who lives in Forrest City. She was appointed interim director to replace Chris Robert's vacancy after he joined the AgriBank board in 2022. Her position expires 2023. Maurica also serves on the YBS/Scholarship Committee.

# Board of Directors

## **MARION FLETCHER, Outside Director**

*Hot Springs, Arkansas | 1993*  
*Compensation Committee*

Marion graduated from Arkansas State University with a Bachelor of Science in Agriculture Education. He also has a Master of Education from Henderson State University. He joined the Board as an Outside Director for the Association in 1993. Marion is a retired educator. He was involved in agricultural education for 53 years. He also serves as a Director of the Garland County Farm Bureau in Hot Springs. In October 2014 he was honored with the Golden Owl Award at the National FFA Convention. In 2022, the Arkansas FFA named their leadership center in Hot Springs in honor of Marion - The Marion D. Fletcher Leadership Center. Marion is an inductee into the Arkansas Agriculture Hall of Fame. He was appointed to his current term on the Board in March 2020 which expires 2024. In addition, Marion serves on the Board's Compensation Committee.



## **FRANKLIN FOGLEMAN, JR.**

*Crittenden County | Marion, Arkansas | 2018*  
*Audit Committee*

Franklin joined the Board in February 2018 as the representative for Crittenden County. Franklin is a self-employed grain farmer and owns a real estate brokerage firm specializing in agriculture investments. Franklin's family partnership operates a large-scale corn, rice, soybeans and wheat business. He also serves on the Board of Directors of the Agricultural Council of Arkansas. He is the Arkansas State University Midsouth Foundation Vice Chair and the Crittenden Regional Hospital Foundation Chair. Franklin is also a board member of FarmVoice, Inc. and FarmVoice PAC and serves as treasurer for both. He was elected to his current term on the Board in February 2022 which expires 2026. Franklin also serves on the Audit Committee.



## **DUSTIN HENSON**

*Greene County | Paragould, Arkansas | 2019*  
*Compensation Committee*

Dustin was elected to the Board in February 2019. He runs a family farm of 5,000 acres with this father and brother-in-law which consists of owned and rented land. His operations include corn, rice, and soybeans. He has an Agriculture Business degree from Arkansas State University. He and his wife, Tiffany, have a daughter, Molly and a son, Brooks. Dustin was appointed to a three-year term for the United Soybean Board in 2022. He was elected to his current term on the Board in February 2019 which expires 2023. Dustin also serves on the Compensation Committee. Dustin attends Central Baptist Church.



Photo Credit: Jennifer Martin, Cross County



## Board of Directors

### **MATT KNIGHT, Outside Director**

*Jonesboro, Arkansas | 2008*

*Audit Committee*

Matt is a graduate of Arkansas State University and holds a bachelor's degree in Accounting. He is a CPA and owner of Osborn & Osborn CPAs, PLLC. Matt joined the Board in 2008 as an Outside Director and the Board's Financial Expert. He was appointed to his current term on the Board in March 2022 which expires 2026. In addition, Matt serves on the Board's Audit Committee.



### **BRYAN PRIBBLE**

*Cross County | Wynne, Arkansas | 2021*

*Compensation Committee*

Bryan was elected to the Farm Credit Midsouth Board of Directors in February 2021 to a four-year term which expires 2025. In addition to farming rice and soybeans on 3100 acres, Bryan owns and operates several business entities in the areas of auto and trailer sales, house rentals, and residential renovation/resale.

A graduate of Arkansas State University with a Bachelor of Science in Ag Business, Bryan also sits on the Farm Bureau Board of Directors in Wynne. He works with the Fair Oaks Fire Department and is currently busy with the process of obtaining a private pilot's license. Bryan and his wife Cara have two children, Nathan and Claire. The family was recognized as Cross County's Farm Family of the Year in 2006 and they attend the Wynne Baptist Church.



### **GARY SITZER**

*Poinsett County | Weiner, Arkansas | 1985*

*Executive Committee; Audit Committee, Chair*

Gary is a self-employed rice and soybean farmer. He is president of Sitzer Farms, Inc. He has interests in Sitzer Family Partners and Sitzer Land LLC. He serves on the Poinsett County Farm Bureau Board in Harrisburg, the Arkansas Soybean Association Board, the St. Bernards Medical Center Advisory Board, and is a member of Congressman Crawford's Ag Advisory Committee. Gary joined the Board in 1985 and represents Poinsett County. He was elected to his current term on the Board in February 2020 which expires 2024. He is a member of the Board's Executive Committee and serves as the Audit Committee Chair.



## Board of Directors

### MIKE SULLIVAN

Mississippi County | *Burdette, Arkansas* | 2013  
YBS / Scholarship Committee

Mike joined the Board in 2013 and represents Mississippi County. He serves as a member of the Board's YBS/Scholarship Committee. He graduated from the University of Arkansas with a bachelor's degree in Agronomy. He is a self-employed grain farmer, farming 11,000 acres with his son, Ryan. Mike also serves on the Board of Arkansas Rice Farmers, the Arkansas State Ag Advisory Board and the Ag Council of Arkansas. Mike was elected to his current term in February 2021 which expires 2025.



### MICHAEL TAYLOR, JR.

Phillips County | *Helena, Arkansas* | 2018  
YBS / Scholarship Committee, Chair

Michael owns a farm partnership with his father farming corn, peanuts, cotton and soybeans on 4,300 acres. Michael has been a Board member since 2018. Michael was elected to his current term in 2022 which expires 2026. He serves as Chair of the Board's YBS/Scholarship Committee. Michael also serves on the Phillips County Conservation District and DeSoto School Board. He attended Arkansas State University. He and his wife, Laura, have two children – a son, Wells, and a daughter, Merrie Leigh.



### BRADLEY WALLACE

Craighead County | *Lake City, Arkansas* | 2020  
Audit Committee

Bradley was elected to the Board in February 2020 representing Craighead County. A self-employed farmer, together with his wife and mother he owns 250 acres and rents another 4,750 growing corn, cotton, peanuts, and soybeans. He also raises livestock with an 80-head cow/calf operation. Bradley is a graduate of Arkansas State University with a degree in Ag Business. He serves on the Board's Audit Committee. Bradley also sits on the boards of the Craighead County Farm Bureau, the Craighead County NRCS Board, the Home Oil Company Board, and is a delegate for MFA Oil. Bradley and his wife Michele are the proud parents of Kate and Miller and the family attends Monette First Baptist Church. His current term expires 2024.



## Ellis Bell, longtime Farm Credit Midsouth member, to be inducted into the Arkansas Agriculture Hall of Fame



A fourth-generation minority farmer who spent decades overcoming obstacles, Ellis Bell now operates an Arkansas Century Farm established in 1878. After graduating in 1956 from Lincoln High in Forrest City, Bell worked 13 years as an aircraft mechanic and an insurance industry broker in St. Louis before returning to the farm in 1971 when his father retired. Bell earned a pilot's license so he could fly back and forth to St. Louis, allowing him to maintain his work there and at the farm. He has been dually driven to successfully farm and advance agriculture among minority youth. Bell's determination led him to found Bell's Ag Tech and Bell Community Services (formerly known as Future Agriculture Resources for Minority Youth).

## Board Committees

Farm Credit Midsouth has four committees in which board members participate — the Executive Committee, the Audit Committee, the Compensation Committee and the YBS/Scholarship Committee. In addition to attending seven regularly scheduled board meetings, the board members also provide their expertise and guidance for the organization by serving on these committees. Each board member is responsible for participating on at least one committee. The information that follows provides a narrative of the members and responsibilities assigned to each committee.



### Executive Committee

Left to right: Dane Coomer - Chair, Ramey Stiles - Vice Chair, and Gary Sitzer

The Executive Committee met five times during 2022. Their responsibility is to execute the orders of the Board including evaluation of the CEO and to serve as members of the Credit Review Committee.



### Audit Committee

Gary Sitzer - Chair, Franklin Fogleman, Jr., Matt Knight, Bradley Wallace

The Audit Committee met ten times during 2022. Their responsibilities include ensuring the financial statements are reliable; evaluating and communicating with external auditors; and ensuring effective internal controls of the organization are implemented.

### Compensation Committee

Ramey Stiles - Chair, Marion Fletcher, Dustin Henson, Bryan Pribble

The Compensation Committee met four times during 2022. Their primary responsibility is to ensure the compensation policies and plans are fair and adequately administered by the Association.

### YBS / Scholarship Committee

Michael Taylor, Jr. - Chair, Mike Sullivan, Maurica Dooley

The YBS/Scholarship Committee met two times during 2022. Their primary responsibility is to select scholarship recipients and to guide the Association in offerings for young, beginning, and small farmers.

# Farm Credit Midsouth to Return Patronage Approaching \$7.6 Million



Farm Credit Midsouth is pleased to announce its board of directors has unanimously approved this year's all-cash patronage distribution totaling nearly \$7.6 million for eligible members. Distribution began late February 2023.

"Farmers in our territory continued to face challenges with increased input costs and inflation throughout 2022," said Dane Coomer, Chairman of the Farm Credit Midsouth Board of Directors. "But, Farm Credit Midsouth kept its solid footing and we find

ourselves in a position to once again return a healthy patronage. We're grateful, and we look forward to sharing that with our Members in February."

"Farm Credit Midsouth has a strong history of positive patronage for our members," adds President and CEO James McJunkins. "In 2005 we paid out about \$3.7 million. Today we are pleased to have increased that amount to our current level, which stands at \$7,599,516.38. In total, we have returned over \$89 million to our Members since 2005."

Left to right: Bryan Pribble, Bradley Wallace, Michael Taylor, Jr., Maurica Dooley, Gary Sitzer, Chair - Dane Coomer, Franklin Fogleman, Jr., Vice Chair - Ramey Stiles, Dustin Henson, Marion Fletcher, Mike Sullivan and Matt Knight

#### ABOUT FARM CREDIT MIDSOUTH

Farm Credit Midsouth, ACA (the Association) and its subsidiaries, Farm Credit Midsouth, FLCA and Farm Credit Midsouth, PCA (subsidiaries) are leading institutions of the System. We are a borrower-owner cooperative providing credit and credit-related services to, or for the benefit of, eligible members for qualified agricultural purposes in the counties of Clay, Craighead, Crittenden, Cross, Desha (north-east of the White River), Greene, Lee, Mississippi, Phillips, Poinsett, and St. Francis in the state of Arkansas; Carter, Ripley, and Wayne in the state of Missouri; and Shelby, Tipton, and Lauderdale (west of the channel of the Mississippi River) in the state of Tennessee.



## Patronage Payout

ONLY FROM FARM CREDIT MIDSOUTH






# Congratulations!

## 2022 Farm Credit Midsouth Scholarship Recipients

One of the highlights at Farm Credit Midsouth is the annual presentation of 14 scholarships worth \$1,000 each to outstanding undergraduates. Each student was chosen based on a combination of academic, extracurricular, agricultural, and leadership achievement. We congratulate this year's honorees on a job well done and wish them the best of luck in college and beyond. Students may apply online for 2023 scholarships at <https://fcmidsouth.com/opportunities/scholarships>



**Kenzie Blanchard**  
Corning High School



**Lydia Brown**  
Union University




**Matthew Cook**  
Armored High School




**Emily Culp**  
Lee Academy



**Sam Garrett**  
Buffalo Island Central High School



**Emily Gibson**  
Arkansas State University



**Macy Henderson**  
Rivercrest High School



**Hannah Johns**  
Harrisburg High School



**Tyler Pitts**  
Buffalo Island Central High School



**Ayden Qualls**  
Buffalo Island Central High School




**Laney Schwantz**  
DeSoto School



**Zayne Stricker**  
Greene County Tech High School



**Sara Swan**  
University of Arkansas



**McKenzie West**  
Marion High School

Cary Matthews, 1964-2022

*IN LOVING MEMORY of our colleague and friend: This article was prepared prior to Cary Matthews' unexpected passing on December 23, 2022. We are profoundly saddened by his loss. Cary was an exceptional team member, a positive soul, and a good man who will be greatly missed. We continue to extend prayers to the Matthews family.*

In Step With:

## Cary Matthews

Senior Vice President, Chief Appraisal Officer



In this issue, we're introducing you to Farm Credit Midsouth Senior Vice President Cary Matthews. In March, Cary will celebrate 14 years with our Association, joining the team in 2009.

A Jonesboro native, Cary did not grow up on a farm, but he did spend a lot of time on a cow calf operation—so much, in fact, that he now owns it! His day job finds him in appraising, a career he followed his older brother into after earning his undergraduate degree at Arkansas State University and graduating from the Barret School of Banking. He launched his own appraisal business in 1989.

As Cary tells his story, he began his career at a family-owned bank as a Loan Officer and Branch Manager. He remained there in positions of progressive responsibility through three mergers and was recruited to Farm Credit Midsouth as a Senior Staff Appraiser in 2009. From 2009 to 2012, he furthered his education, obtaining his Accredited Rural Appraiser (ARA) Designation with the American Society of Farm Managers and Rural Appraisers (ASFMRA), as well as an Agricultural Designation from National Association of Independent Fee Appraisers. Afterward, Cary was promoted to Chief Appraisal Officer and Vice President at Farm Credit Midsouth. Cary prides himself in obtaining his ARA designation, and his Real Property Review Appraiser (RPRA) designation—the first in Arkansas to hold both. [ Fun fact: Cary and FCM Appraiser Bessie Richmond are the only two appraisers to currently hold both designations in the state. ] By 2014, Cary became Senior Vice President and a member of the Senior Management Team.

Much has changed in the agriculture industry over the course of Cary's career. The most evident, he

believes, has been the transition to much larger farms. Modern technology has changed crop inputs and harvest, creating higher yields as well.

"It's important to know that farming is not about planting a seed and watching it grow," Cary notes. "Farming is a business with farmers being heavily engaged in soil management, farm management, and marketing at minimum."

As Cary approaches 14 years with Farm Credit Midsouth, we asked for his thoughts on why so many Farm Credit team members seem to stick around a good, long time. He attributed that to good management, good work life balance, and the fact that Farm Credit is dedicated to its employees' growth.

Cary certainly has a lot going on outside the office as well! The successful appraisal business he began in November 1989 in his living room, Matthews & Associates, Inc., is still going strong, having been managed by his wife Julie until his son took over in 2015. Cary was appointed by Arkansas Governor Asa Hutchinson to two consecutive three-year terms on the Arkansas Appraiser Licensing and Certification Board, where he finished his last two years as Chairman of the Board. He also served several terms on Jonesboro Regionals and has been a member of the Exchange Club of Jonesboro for more than 20 years.

Cary and Julie have been married 40 years and have two sons, Daniel and Houston, and four wonderful grandchildren. Daniel and his wife Audra are parents to Haley and Zoey; Houston and his wife Cesalee are parents to Ryker and Rhett. The family enjoys spending time at Lake Norfolk and traveling, but best of all – time spent with their grandchildren, of course. ■

EXCITING CHANGES

## Employee News

### BENJI MARCONI

was promoted to Senior Loan Officer in the Association's Marion Branch.



“Benji is marking nearly a decade of service to Farm Credit,” says Stanley Mitchell, VP, Marion Branch Manager. “He has cultivated strong relationships with his customers and is a proven leader in his field in the Midsouth. We’re thrilled to recognize his dedication and solid performance.”

### MARK MARTIN

was promoted to Senior Appraiser. He has been with Farm Credit Midsouth for seven years. He came to FCM with more than 16 years of appraisal experience and managing his appraisal firm.



“Mark’s level of dedication to our members, coworkers, and the appraisal profession as a whole is unmatched. He is more than deserving and qualified for his new role as Senior Appraiser,” said Cary Matthews, Senior VP, Chief Appraisal Officer.

## Strong Earnings and Growth

### FCM Exceeds \$1.2 Billion!

Farm Credit Midsouth defines success on how we have been able to excel at our mission to “enhance our diverse agricultural and rural economy.” 2022 proved to be a successful year for Midsouth and its customers. The Association ended the year with more than \$19.6 million in earnings. After paying out approximately \$7.6 million to our customers in the form of patronage, the Association will add \$12.0 million to capital all while maintaining excellent credit quality.

Despite the rising interest rate environment that 2022 presented, the Association’s average daily balance (ADB) grew 4.3%. Additionally, the Association added \$180 million in new loans. This was accomplished while maintaining an excellent credit quality of over 99% year end.

Putting this in perspective, you can see that Farm Credit Midsouth has been here for our customers in 2022 by providing excellent service, access to quality loan products, and returning almost 40% of our earnings back to our customers through patronage. We are thankful that we had the opportunity to serve your financing needs during the year.

	2022	2021	Change
<b>Number of Loans</b>	5,721	5,647	74
<b>Number of Customers</b>	2,131	2,174	-43
<b>Average Bill Rate</b>	4.32%	3.82%	.50%
<b>Average Patronage BPS</b> <i>based on Patronage/ADB</i>	.71%	.66%	.05%
<b>Accrual ADB (\$ 000s)</b>	\$ 1,161,495	\$ 1,111,740	\$ 49,755
<b>Return on Assets (ROA)</b>	1.60%	1.92%	-.32%
<b>Total Regulatory Capital Ratio (TRC)</b>	18.10%	17.76%	.34%



## Executive Management

### **JAMES MCJUNKINS, President, CEO**

James McJunkins is President and Chief Executive Officer of Farm Credit Midsouth. He has management responsibility for all aspects of Farm Credit Midsouth and reports to the Board of Directors. James began his career with Farm Credit in 1984 as a loan officer in Helena. He has held other positions with the Association such as Branch Manager, Vice President of Internal Review, Vice President of Credit Supervision, and Senior Vice President of Field Operations. In 2012 James was named President, CEO.



James earned his Bachelor of Science in Agriculture Economics from the University of Arkansas and is a graduate of the Graduate School of Banking at Louisiana State University. He currently serves on the Farm Credit Services CEO Group. James previously served on the Board of Farm Credit Foundations and is a board member of the University of Arkansas LeadAR program. He holds the honor of being a recipient of the Paul Harris Fellow Award from the University Heights Rotary Club. James plans to retire at the end of March 2023.

### **DIANE STEILING, Executive Vice President, Finance/CFO**

Diane began her career at Farm Credit Midsouth in October 2016. In January 2021 Diane assumed the role of Executive Vice President, Finance/CFO. Previously her role was Controller. As Chief Financial Officer she is responsible for ensuring the Association's financial information is accurately reported to all stake-holders. Prior to joining the Farm Credit Midsouth team, Diane worked in the commercial banking industry for almost 25 years.



Diane earned her Bachelor of Science in Business Administration with an emphasis in Accounting from the University of Arkansas and is a licensed Certified Public Accountant.

### **RALPH STEWART, Executive Vice President, CCO**

Ralph Stewart is the Executive Vice President and Chief Credit Officer for Farm Credit Midsouth. He guides our team in directing, managing and monitoring risk within the laws and policies of regulatory authorities. Prior to joining Farm Credit Midsouth, he served for a decade in the same role with Alabama Farm Credit after holding positions of progressive responsibility within the Farm Credit system. He is on the Arkansas FFA Foundation Board of Directors and on the FCCS Learning Conference Steering Committee.



Ralph is a graduate of the Nashville School of Law earning a Doctor of Jurisprudence. He completed his undergraduate education at the University of Tennessee at Martin with a Bachelor of Science in Natural Resources Management. Among the many ag/leadership awards he has earned, Stewart is most proud of his American FFA degree and his status as a lifetime FFA Alumni Member. Ralph joined the Arkansas FFA Foundation Board of Directors as Vice Chairman in 2022.

## EXCITING CHANGES

# Employee News

### **BESSIE RICHMOND**

has been promoted to Senior Appraiser. She has been with Farm Credit Midsouth for eight years. She came to FCM with more than 15 years of appraisal experience.



Bessie has been dedicated to expanding her qualifications which is evident by obtaining the ARA and the RPR designations in the appraisal field. There is a small percentage of appraisers who earn these designations and even a smaller percent in Arkansas. “Bessie is deserving of her new role as Senior Appraiser,” said Cary Matthews, Senior VP, Chief Appraisal Officer.

### **CELIA WOOTEN**

was promoted to Crop Insurance Sales Specialist.



Wooten has logged 25 years of service with FCM, most recently serving as a Senior Customer Service Specialist at the Association’s Barton branch.

“Celia is a natural fit,” says Senior VP of Branch Services, Chief Services Officer Mike Williams. “She has served in a licensed support role for our crop insurance team for some time, fielding phone calls from other branches about crop insurance quoting, options, corrections and the retrieving of insurance information. She has coordinated acreage/production reports and claims, prepared insurance quotes, and served as a crop/life insurance ‘agent’ for Members. We’re excited about what’s ahead for her in her new role.”

## Vice Presidents

### **MICHAEL CLAYMAN, Senior VP of Branch Operations, Chief Marketing Officer | Central Office**



Michael works closely with the branches to develop new business and helps with all aspects of the marketing and YBS programs for the Association.

Michael began his career with Farm Credit in 2002 as a loan officer with Farm Credit of Central Kansas. He has been a branch manager with Capital Farm Credit and a regional vice president with Agriland Farm Credit prior to joining Farm Credit Midsouth in September 2014 as branch manager in Marion. Michael was promoted to his position of Senior Vice President of Branch Operations, Chief Marketing Officer in 2018. He is currently serving as a board member for the Arkansas 4-H Foundations Board. Michael is a proud Oklahoma State University graduate. Michael and his wife, Cassey, have two children.

### **MELISSA COLES, Senior VP, Chief Human Resource Officer | Central Office**



Melissa began her career with Farm Credit Midsouth in December of 2007. Melissa is responsible for overseeing all human resource functions for the Association: organizational development, compensation analysis, performance management, recruiting and retention, employee relations, job analysis, payroll and benefit administration, and assists with marketing and public relations. She also serves as the Association’s Standards of Conduct Officer.

Melissa holds a Bachelor of Science in Business Management with an emphasis in Human Resources. She holds a PHR certification in human resources, a SHRM-CP certification and served in the Arkansas Army National Guard.

### **JAMES GARDNER, Senior VP, Chief Risk Officer | Central Office**



James joined Farm Credit Midsouth in 1999 as a loan officer in the Osceola branch. He continued his journey as an Internal Credit Reviewer in 2005 then as a Risk Reviewer in 2013. In 2018 he began his current role as Senior Vice President and the Chief Risk Officer for the Association. He graduated from Arkansas State University with a bachelor’s degree in Ag Business.

James is responsible for identifying, assessing and reviewing loans to provide executive management and the Board of Directors as an assessment of risk to ensure Farm Credit Midsouth is meeting regulatory requirements as well as allowing management to address any current and future risks. In his spare time James enjoys hunting and spending time with his family.

# Vice Presidents

## MARCIA MCVAY, VP, Controller | Central Office

Marcia began her career at Farm Credit Midsouth in January 2021. As Controller, she is primarily responsible for ensuring the accuracy of internal reporting, internal controls, and cash processes for the Association. Prior to joining the Farm Credit Midsouth team, Marcia worked in the commercial banking industry as a vice president and accounting manager. She holds more than 27 years of accounting experience.



Marcia earned her Bachelor of Science in Accounting from Arkansas State University. A native of Newark, Arkansas, she resides in Jonesboro. She enjoys spending time with family and friends and counts reading and music among her favorite ways to fill her downtime.

## MARC MILES, Senior VP, Chief Information Officer | Central Office

Marc began his career with Farm Credit Midsouth in 2002 as the Information Systems Manager. In 2013 Marc was promoted to Vice President of Information Technology Operations. In January 2018, Marc's title became Senior Vice President, Chief Information Officer. Marc serves as the overall administrator and primary contact in all matters related to IT Operations and Security including planning, coordinating, directing, and designing all operational activities of the IT department. He provides direction and support for IT solutions that enhance mission-critical business operations.



Marc holds a Bachelor of Science in Computer Science from Arkansas State University. Marc was a founding committee member and integral in creating and coordinating an annual IT symposium with peers which has grown to become the Farm Credit IT Symposium attended by IT staffs from Farm Credit associations and Farm Credit district banks across the nation. He and his wife, Lori have one son, Luke. Marc enjoys home renovation, outdoor activities, gardening, and photography.



## UPDATE: ACROSS THE MIDSOUTH

The quarterly content you know and love has gone digital! Members who were anxiously awaiting home delivery of *Across the Midsouth* were in for a surprise last year when we transitioned the much-anticipated publication to a digital format, with the intention of producing both printed and digital editions in the future on a rotating basis. Doing so opens additional opportunities to share features and articles in a variety of new ways, makes the content readily accessible at any time, and draws interest from those outside the Farm Credit Midsouth Member mailing list.

If you missed the most recent winter issue, please visit [acrossthemidsouth.com](https://acrossthemidsouth.com) to view it in its entirety, along with back issues in which you may have interest. Watch for individual features to be shared in social media all year long.



## SOCIAL MEDIA

### 2022 By The Numbers

#### Facebook (@FCMidsouth)

Analytics show that, of our five social media channels, we by far have the largest audience on Facebook with **6,715** Followers. We tallied a total of 15,430 individual Facebook page visits in 2022, which marked an increase of 20.4 percent. And the accounts reached, or number of people who saw content from the Farm Credit Midsouth page in their own feeds, totaled 203,500.

#### Twitter (@FCMidsouth)

Twitter is an active platform for us. We average between **50** and **60** tweets per month with each earning an average of **22,000** impressions. Our follower count stands at **434** and is growing steadily as we engage and build relationships with followers and Members.

#### Instagram (@farm\_credit\_midsouth)

One of our goals with this platform is to engage a core Instagram audience, but focus on a younger demographic. This year we have intentionally incorporated the use of **Instagram Stories** more, and have seen our follower count increase by more than 25 percent to **718**. We continue to strategize new ways to maximize FCM exposure and reach on Instagram.

#### LinkedIn

Our LinkedIn page has proven to be a valuable Human Resources tool to confidentially recruit qualified candidates and to highlight professional accomplishments, awards and work anniversaries. We continue to showcase the expertise of our team by sharing Across the Midsouth digital content, blog posts/articles, and we also post our **Member Minutes** series here, further differentiating our employees and proving our tagline, "We Know Ag." Our follower count grew to **848** in 2022.

#### YouTube

The Farm Credit Midsouth YouTube channel features national Farm Credit informational videos, internally-shared content and, of course, our Member Minutes series. While YouTube is an important piece of our social media package where we can post longer videos and other locally produced content, we continue to concentrate on driving traffic to the Video Gallery housed on the Farm Credit Midsouth website.



## Vice Presidents

### MIKE WILLIAMS, Senior VP of Branch Operations, Chief Services Officer | Central Office



Mike holds a Bachelor of Science in Agriculture Business and Economics from Arkansas State University. He is also a graduate of the Barret School of Banking in Memphis. Mike began his career with Farm Credit of Eastern Arkansas in 1992 as a loan officer in Piggott. In 2006, he became the Branch Manager of the Corning Branch. In 2012, he became the Vice President, Branch Manager of the Jonesboro Branch. Mike was promoted in 2018 to his current position of Vice President of Branch Operations, Chief Services Officer. In addition, Mike has served as the interim manager of the Paragould and Corning branches since July 2022.

Mike, a native of Kennett, was raised on a family farm near Holly Island in Clay County. He and his wife, Audra, have two children and they reside in Paragould. Mike enjoys spending his extra time with his kids in youth sports and is an avid hunter and fisherman.



# Branches

## ERIC BRANSCUM, VP, Branch Manager | Jonesboro Branch

Eric holds a Bachelor of Science in Finance from Arkansas State University. He is also a graduate of the LSU Graduate School of Banking. After having served as Senior Vice President with a ten-year tenure at Heritage Bank, he began his career at Farm Credit Midsouth in 2006 as Senior Loan Officer in the Jonesboro Branch. In 2018, he became the Vice President, Branch Manager of the Jonesboro Branch.



Eric, a native of Caraway, grew up and worked on the family farm in Craighead County. Eric and his wife, Amy, have two sons, Braden and Bryson, and currently reside in Jonesboro. Eric enjoys spending time with his family and attending his sons' sports activities.

## CHRISTY CASE, Assistant VP | Jonesboro Branch

Christy graduated from Arkansas State University with a bachelor's degree in Ag Business with an emphasis in Finance. She has been employed with Farm Credit Midsouth since November 2001. Christy has held various titles in the association and most recently was promoted to Assistant Vice President at the Jonesboro Branch in April 2018. She lives in Jonesboro with her husband, Chris, and two daughters, Abby and Kara. She is a member of First Free Will Baptist Church in Jonesboro.



## FCM CONTINUES TO GROW

# Team Building

## CASSIE BALL

Farm Credit Midsouth Vice President and Osceola Branch Manager Nathan Sanders is pleased to announce the addition of Cassie Ball as a Customer Service Representative.



Cassie is a lifelong resident of Mississippi County. She brings with her 11 years of experience in the ag industry.

"Cassie is a great fit for this position," Sanders says. "She brings a unique combination of customer service experience at multiple companies within the ag industry and is enthusiastic about joining the Osceola team."

Cassie and her husband of 19 years, Bobby, reside in Bassett with their children, Colton and JoeWade. The family attends Keiser First Baptist Church.





**LANAE  
CAMPBELL**

Farm Credit Midsouth is pleased to announce the addition of LaNae Campbell as Ag Insurance Specialist.



LaNae brings more than 18 years of insurance experience to her new role which she began April 11. A native Arkansan, she grew up in the agriculture-based community of Maynard and earned an Associate's Degree in Business at Arkansas State University - Newport. LaNae and her husband Blake live in Jonesboro with their four children whom they enjoy watching in various sports.

"We're thrilled to add LaNae's expertise to our insurance team," said Mike Williams, SVP Branch Operations, Chief Services Officer. "There are few things more important than ensuring we can provide growers and producers the protection they need in a challenging and unpredictable ag environment. Growing our team with the addition of another Ag Insurance Specialist supports that effort."

## Branches

**STANLEY MITCHELL, VP, Branch Manager**

| Marion & Wynne Branches

After almost a decade in manufacturing, Stanley began his career in Northeast Arkansas agriculture in management at a grain dryer in Jonesboro. Stanley graduated with a bachelor's degree in Agriculture with an emphasis in Agricultural Science from Arkansas State University. He joined the Farm Credit Midsouth team at the Jonesboro Branch and was promoted to Vice President, Branch Manager at our Wynne Branch. Stanley added Branch Manager at the Marion Branch to his responsibilities in 2021. Stanley and his wife have two children, a daughter and son. In his spare time, he enjoys his kids' sports activities and hunting.



**LEE PETTY, VP, Branch Manager | Barton Branch**

Lee is a graduate of Arkansas State University with a bachelor's degree in Agriculture and of the Barret School of Banking. He started his career with Farm Credit in 1987 in West Memphis as a loan officer and was promoted to Branch Manager in Helena. Lee currently is Vice President, Branch Manager of the Barton Branch. In his spare time Lee enjoys time with his family, golf, carpentry, and landscaping.



**NATHAN SANDERS, VP, Branch Manager**

| Osceola Branch

Nathan graduated from Arkansas State University with a degree in Business Administration. Nathan went to work for Farm Credit Midsouth in Osceola immediately after college. Apart from a brief one-year stint with Heritage Bank in Caraway, Nathan has been with Farm Credit Midsouth his entire professional career. Nathan became Vice President, Branch Manager of the Osceola Branch in 2019.



## Internal Controls over Financial Reporting

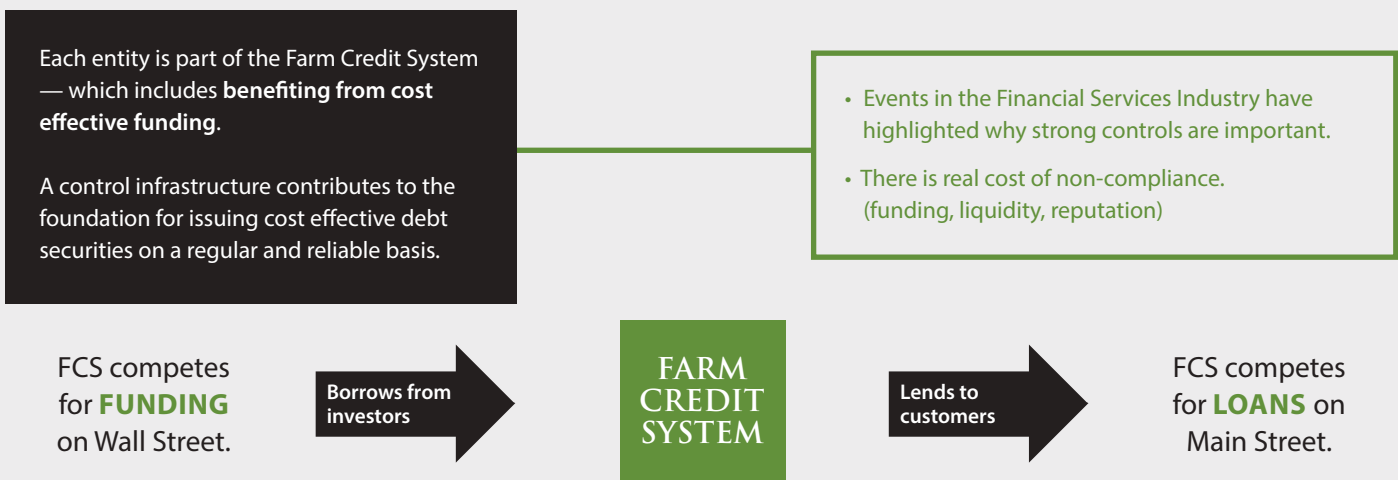
Over the last few years there has been a heightened awareness of internal controls over our financial information which has led to the Association investing a great amount of time and effort to create a robust *Internal Control over Financial Reporting* program.

So you may ask, what are Internal Controls over Financial Reporting (ICFRs) and what does it mean to me as a member of Farm Credit Midsouth?

Internal control over financial reporting is a process designed to provide reasonable assurance regarding the reliability of financial reporting information and the preparation of our financial statements in accordance with Generally Accepted

Accounting Principles (GAAP). Having an effective internal control program provides the customer with assurance that controls have been designed by the organization to limit exposure to fraud and material misstatement. These controls will not guarantee fraud or misstatement cannot happen, but they do provide a level of assurance your association board and management are monitoring activities they believe will limit the risk. Having the appropriate internal controls in place not only affects the reliability of the financial statements, but it also has an impact on the cost our customers have to pay for their loans. When investor confidence is high in the Farm Credit System, we are able to sell bonds fluidly at competitive rates.

### WHY ARE INTERNAL CONTROLS OVER FINANCIAL REPORTING IMPORTANT?



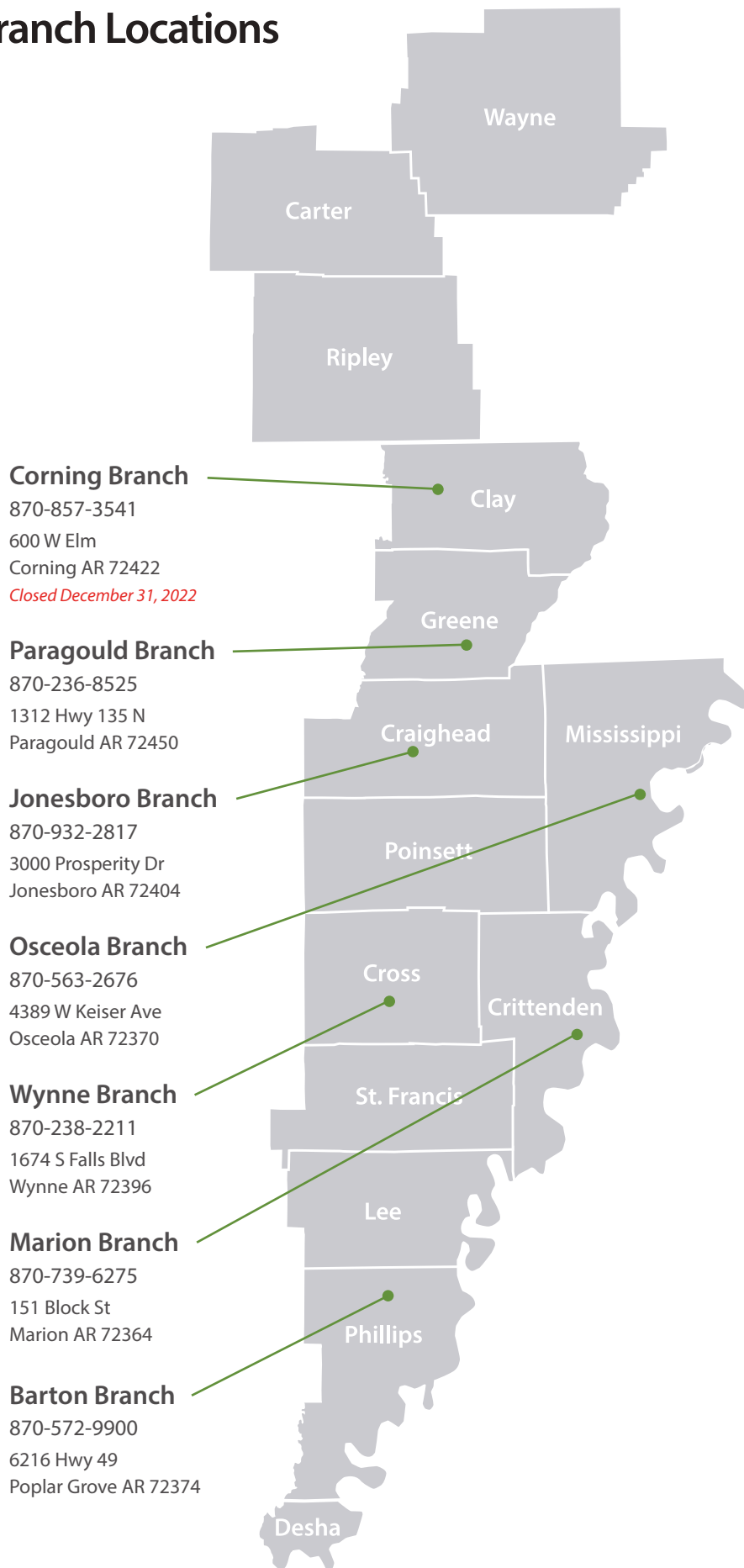
Farm Credit Midsouth continually evaluates the control system within the organization. Identifying control processes that are efficient and cost-effective is key to developing a sustainable control program. Control processes are identified as either “detective” or “preventative.” A detective control process is one that occurs after a procedure has been completed. An example of a detective control would be the review of a report after the transactions have been processed. A preventative control process would be one that occurs during the process that prohibits an erroneous action to occur. An example of a preventative control would be one where one person could not complete an entire process such as creating and issuing a wire transfer. While preventative controls are the most desired type, Farm Credit Midsouth is reliant on our district technology infrastructure to help in developing these.

Our focus at Farm Credit Midsouth is to provide the most efficient method of loan financing and funds disbursement to our

customers in a safe and sound manner. We have put an emphasis on providing our customers with same-day ACH transfers, ACH transactions and wire transfers. ACH/Wire processes have a preventative control built in through the segregation of duties in the process.

Farm Credit Midsouth also works to ensure that our customer data is kept secure. Two services we offer to assist in this area are online banking and a customer portal. The online banking platform allows the customer to review their loan information and create cash transfers at their convenience. Customers also have an opportunity to exchange documents securely through use of our MyFCM customer portal. A customer may authorize their CPA to provide tax returns or other sensitive financial data through this system. Contact your local branch office to learn more about these services.

# Branch Locations



Barton Branch



Corning Branch



Headquarters / Jonesboro Branch



Marion Branch



Osceola Branch



Central Office / Paragould Branch



Wynne Branch

# CONSOLIDATED FIVE-YEAR SUMMARY OF SELECTED FINANCIAL DATA

Farm Credit Midsouth, ACA

(dollars in thousands)

As of December 31	2022	2021	2020	2019	2018
<b>Condensed Statement of Condition Data</b>					
Loans	\$ 1,173,448	\$ 1,166,863	\$ 1,042,156	\$ 936,733	\$ 901,382
Allowance for loan losses	2,425	2,250	4,158	2,682	3,682
Net loans	1,171,023	1,164,613	1,037,998	934,051	897,700
Investment in AgriBank, FCB	33,450	28,843	23,354	20,696	18,794
Other assets	38,827	35,776	34,401	36,142	34,298
Total assets	\$ 1,243,300	\$ 1,229,232	\$ 1,095,753	\$ 990,889	\$ 950,792
Obligations with maturities of one year or less	\$ 20,123	\$ 16,295	\$ 14,300	\$ 15,533	\$ 15,781
Obligations with maturities greater than one year	954,489	955,802	840,062	742,342	714,589
Total liabilities	974,612	972,097	854,362	757,875	730,370
Capital stock and participation certificates	1,943	1,979	1,945	1,896	1,895
Unallocated surplus	267,484	255,466	239,709	231,240	218,714
Accumulated other comprehensive loss	(739)	(310)	(263)	(122)	(187)
Total members' equity	268,688	257,135	241,391	233,014	220,422
Total liabilities and members' equity	\$ 1,243,300	\$ 1,229,232	\$ 1,095,753	\$ 990,889	\$ 950,792
<b>For the year ended December 31</b>					
<b>Condensed Statement of Income Data</b>					
Net interest income	\$ 31,427	\$ 28,937	\$ 27,258	\$ 27,689	\$ 25,857
Provision for loan losses	74	(3,907)	4,635	(913)	977
Other expenses, net	11,736	10,287	7,455	9,476	6,382
Net income	\$ 19,617	\$ 22,557	\$ 15,168	\$ 19,126	\$ 18,498
<b>Key Financial Ratios</b>					
<b>For the Year</b>					
Return on average assets	1.6%	1.9%	1.5%	2.0%	2.0%
Return on average members' equity	7.5%	9.1%	6.4%	8.5%	8.6%
Net interest income as a percentage of average earning assets	2.7%	2.6%	2.7%	3.0%	2.9%
Net (recoveries) charge-offs as a percentage of average loans	(0.0%)	(0.2%)	0.3%	0.0%	(0.0%)
<b>At Year End</b>					
Members' equity as a percentage of total assets	21.6%	20.9%	22.0%	23.5%	23.2%
Allowance for loan losses as a percentage of loans	0.2%	0.2%	0.4%	0.3%	0.4%
Common equity tier 1 ratio	17.9%	17.5%	18.6%	19.9%	19.8%
Tier 1 capital ratio	17.9%	17.5%	18.6%	19.9%	19.8%
Total capital ratio	18.1%	17.8%	18.9%	20.2%	20.1%
Permanent capital ratio	17.9%	17.5%	18.7%	20.0%	19.8%
Tier 1 leverage ratio	19.4%	18.7%	20.0%	21.5%	21.0%
<b>Net Income Distributed</b>					
<b>For the Year</b>					
Patronage distributions:					
Cash	\$ 6,799	\$ 6,700	\$ 6,599	\$ 6,500	\$ 5,399

# MANAGEMENT'S DISCUSSION AND ANALYSIS

## Farm Credit Midsouth, ACA

The following commentary reviews the consolidated financial condition and consolidated results of operations of Farm Credit Midsouth, ACA (the Association) and its subsidiaries, Farm Credit Midsouth, FLCA and Farm Credit Midsouth, PCA and provides additional specific information. The accompanying Consolidated Financial Statements and Notes to the Consolidated Financial Statements also contain important information about our financial condition and results of operations.

The Farm Credit System (System) is a federally chartered network of borrower-owned lending institutions comprised of cooperatives and related service organizations, established by Congress to meet the credit needs of American agriculture. As of January 1, 2023, the System consisted of three Farm Credit Banks, one Agricultural Credit Bank, and 61 borrower-owned cooperative lending institutions (associations). The System serves all 50 states, Washington D.C., and Puerto Rico. This network of financial cooperatives is owned and governed by the rural customers the System serves.

AgriBank, FCB (AgriBank), a System Farm Credit Bank, and its District associations are collectively referred to as the AgriBank Farm Credit District (AgriBank District or the District). We are an association in the District.

The Farm Credit Administration (FCA) is authorized by Congress to regulate the System. The Farm Credit System Insurance Corporation (FCSIC) administers the Farm Credit Insurance Fund (Insurance Fund). The Insurance Fund is used to ensure the timely payment of principal and interest on Systemwide debt obligations, to ensure the retirement of protected borrower capital at par or stated value, and for other specified purposes.

Due to the nature of our financial relationship with AgriBank, the financial condition and results of operations of AgriBank materially impact our members' investment. To request free copies of AgriBank financial reports, contact us at:

Farm Credit Midsouth, ACA  
3000 Prosperity Drive  
Jonesboro, AR 72404  
(870) 932-2288  
www.FCMidsouth.com  
Info@FCMidsouth.com

AgriBank, FCB  
30 East 7<sup>th</sup> Street, Suite 1600  
St. Paul, MN 55101  
(651) 282-8800  
www.AgriBank.com  
FinancialReporting@AgriBank.com

Our Annual Report is available on our website no later than 75 days after the end of the calendar year and members are provided a copy of such report no later than 90 days after the end of the calendar year. The Quarterly Reports are available on our website no later than 40 days after the end of each calendar quarter. To request free copies of our Annual or Quarterly Reports, contact us as stated above.

### MERGER ACTIVITY

On June 24, 2022, the Boards of Directors of Farm Credit Midsouth, ACA and Farm Credit Mid-America, ACA executed a letter of intent to merge the two associations. The merged association would be named Farm Credit Mid-America, ACA and headquartered in Louisville, Kentucky. Today, combining the associations would serve over 137,000 customers in 391 counties in Arkansas, Indiana, Kentucky, Missouri, Ohio, and Tennessee, and would yield approximately \$36.0 billion in owned and managed assets. The Boards of both Associations and AgriBank approved the merger, and it was submitted to the Farm Credit Administration on September 22, 2022, for review. The Farm Credit Administration provided preliminary approval of the intended merger on December 15, 2022. On February 16, 2023, the customer-owners of Farm Credit Mid-America and Farm Credit Midsouth voted to approve the merger. At the time this annual report went to print, the cooperatives were in a 35-day reconsideration period and awaiting final approval from the Farm Credit Administration, with a target effective date of April 1, 2023.

### FORWARD-LOOKING INFORMATION

This Annual Report includes forward-looking statements. These statements are not guarantees of future performance and involve certain risks, uncertainties, and assumptions that are difficult to predict. Words such as "anticipate", "believe", "estimate", "may", "expect", "intend", "outlook", and similar expressions are used to identify such forward-looking statements. These statements reflect our current views with respect to future events. However, actual results may differ materially from our expectations due to a number of risks and uncertainties which may be beyond our control. The information in this report is based on current knowledge and is subject to many risks and uncertainties including, but not limited to:

- Political (including trade policies, environmental policies, and civil unrest), legal, regulatory, financial markets, and economic conditions, or other conditions and developments in the United States (U.S.) and abroad
- Length and severity of an epidemic or pandemic
- Economic fluctuations in the agricultural, international, rural, and farm-related business sectors
- Weather-related, disease, and other adverse climatic or biological conditions that periodically occur and can impact agricultural productivity and income
- Changes in U.S. government support of the agricultural industry (including government support payments) and the System as a government-sponsored enterprise, as well as investor and rating agency reactions to events involving the U.S. government, other government-sponsored enterprises, and other financial institutions
- Actions taken by the Federal Reserve System in implementing monetary policy
- Cybersecurity risks, including a failure or breach of our operational or security systems or infrastructure, or those of our third-party vendors or other service providers
- Credit, interest rate, and liquidity risks inherent in our lending activities

- Disruptive technologies impacting the banking and financial services industries or implemented by our competitors which negatively impact our ability to compete in the marketplace
- Changes in our assumptions for determining the allowance for credit losses and fair value measurements
- Industry outlooks for agricultural conditions
- Changes in interest rate indices utilized in our lending

## AGRICULTURAL AND ECONOMIC CONDITIONS

### Crop Production and Yields

According to the United States Department of Agriculture (USDA) Arkansas Statistics report, cotton acres harvested in 2022 increased 33% from 2021 levels. It was projected that the yields for 2022 (1,200 pounds per acre) were down 50 pounds per acre from the 2021 yields. Production for 2022 was forecast at 1.57 million bales up 27% from 2021.

The corn acres harvested in Arkansas in 2022 decreased 16% from 2021. The average yield for 2022 was estimated at 173 bushels per acre, which is down 11 bushels per acre from 2021. Production for 2022 totaled 120 million bushels, a decrease of 21% from 2021.

Rice acres harvested in 2022 were expected to be 1.08 million acres, a decrease of 9% from 2021. The average yield for 2022 was estimated at 7,410 pounds per acre, a decrease of 220 pounds per acre from 2021. Production for 2022 totaled 80 million hundredweight (cwt), a decrease of 12% from 2021.

Soybean acres harvested in 2022 was 3.15 million acres, an increase of 5% from 2021. The average yield for 2022 was estimated at 52 bushels per acre, which is the same as 2021. Production totaled 163.8 million bushels, an increase of 5% from 2021.

Peanuts harvested in 2022 was 32,000 acres, a decrease of 8.6% from 2021. The average yield for 2022 was estimated at 5,200 pounds per acre, an increase of 200 pounds per acre from 2021. Production totaled 166.4 million pounds, a decrease of 4.9% from 2021.

### Crop Production and Weather

According to the National Agricultural Statistics Service and the USDA, the average temperature for December in our territory was 49 degrees. This is relatively close to the 5-year average of 53 degrees even though temperatures were higher than normal during the early part of the month and lower than normal at the end of the month. Rainfall in December was 5 inches compared to the 5-year average of 4.9 inches. According to the branch offices, harvest weather was great and December rain helped replenish the water table. According to the USDA Crop Progress and Condition report dated November 29, 2022, cotton harvested was at 100% compared to the 5-year average of 97% and soybeans harvested was 99% compared to the 5-year average of 96%. Peanuts harvested were 98% compared to the 5-year average of 92%. Winter wheat emerged was 86% compared to the 5-year average of 85%.

### Crop Prices

According to the World Agricultural Supply and Demand Estimates report dated December 9, 2022, the 2022/2023 all rice season-average farm price is projected at \$19.00 per cwt compared to \$14.40 for 2021/2022. The 2022/2023 U.S. corn projected season-average farm price is \$6.70 per bushel, up 70 cents from the prior year. The U.S. season-average soybean price for 2022/2023 is forecast at \$14.00 per bushel, up 70 cents. Soybean meal price forecast is projected for 2023/2023 at \$410.00 per short ton. The soybean oil price forecast for 2022/2023 is \$68 per pound.

### Land Values

Land values appear to be increasing across the region. There continues to be an increase in demand for good-quality land used for production of all typical agricultural commodities, but primarily for rice, corn, soybeans, peanuts, and cotton. Land values across eastern Arkansas and southeast Missouri indicated a change from 1.43% to 25.00% during the period of July 1, 2021, to June 30, 2022. The rate of change overall is significantly increasing, although extreme eastern Arkansas showed the least amount of increase. The benchmark that showed the highest increase was in southeast Missouri; Pemiscot County, Missouri showed the highest increase with 25.00%. There were nine benchmarks ranging from an increase of 1.43% to 10.87% in eastern Arkansas and southeast Missouri. There were eleven benchmarks with increases above 10.00% and three benchmarks with increases above 20.00%. The overall average increase for eastern Arkansas and southeast Missouri was 11.31%. In our opinion, this is the sign of a very strong market in eastern Arkansas and southeast Missouri. In this market area, demand remains resilient – particularly for cropland tracts which are irrigated, developed, and comprised of versatile soil types. Although there is higher demand for quality cropland in the region, recent interest rate increases have slowed sales volume as compared to the past twelve months. Many areas in the market are still dominated by the traditional buyer – the local landowner/farmer – however, demand is still being exhibited by out-of-area investment-minded buyers. These investment-minded buyers seem particularly interested in the larger tracts of farmland (500 or more acres).

### Economy

As of November 2022, the unemployment rate within the Association's ten counties had all increased from 2021 primarily related to interest rate increases due to high inflation. According to the November Arkansas Labor Market report, the state unemployment rate of 3.0% as of November 2022, not seasonally adjusted, was slightly higher than the previous year's unemployment rate of 2.6%. The national average for 2022 was 3.4%, which was slightly lower than the prior year's average of 3.9%.

According to the November 2022 Arkansas Labor Market report, since November 2021 eight major industry sectors have reported job growth. Jobs in manufacturing and educational/health services saw the greatest growth with increases of 4,600 and 4,300, respectively. Additionally, jobs in leisure and hospitality rose 3,900, mainly in accommodation and food services. The following sectors also added jobs during 2022 – trade, transportation, utilities, and financial activities. The construction and professional/business services sectors are the only areas that saw declines since November 2021.

According to the Bureau of Economic Analysis, Arkansas had an increase in personal income of 3.1% for the period June 2021 through June 2022.

Real Gross Domestic Product, which is a measure of changes in the output of goods and services produced by labor and property located in the United States, increased 3.2% year-over-year from September 2021 to September 2022 according to the Bureau of Economic Analysis published December 2022.

As reported by the Bureau of Economic Analysis, exports in soybeans through November 2022 had increased \$8.4 million over the 2021 year-to-date figures and cotton (raw) had increased by \$3.4 million. However, corn and rice had decreased \$0.4 million and \$0.2 million, respectively.

In December 2022, The Conference Board report indicated that the Leading Economic Index (LEI) decreased 1.0% in November 2022 to 113.5 following a decline of 0.9% in October 2022. The LEI is down 3.7% over the six-month period between May 2022 and November 2022.

“The US LEI fell sharply in November, continuing the slide it’s been on for most of 2022 after peaking in February,” said Ataman Ozyildirim, Senior Director of Economic Research at The Conference Board. “Only stock prices contributed positively to the US LEI in November. Labor market, manufacturing, and housing indicators all weakened – reflecting serious headwinds to economic growth. Interest rate spread and manufacturing new orders components were essentially unchanged in November, confirming a lack of economic growth momentum in the near term.”

The Consumer Price Index as reported by the U.S. Bureau of Labor Statistics for January 2023 measures changes in the cost of items over time and is a prime indicator of inflation. Over the past 12 months, the all-items index has increased 6.5% before seasonal adjustment. The food index rose 10.4% over the past year, while the index for energy increased 7.3%.

## LOAN PORTFOLIO

### Loan Portfolio

Total loans were \$1.2 billion at December 31, 2022, an increase of \$6.6 million from December 31, 2021.

#### Components of Loans

(in thousands)

As of December 31	2022	2021	2020
Accrual loans:			
Real estate mortgage	\$ 665,572	\$ 664,410	\$ 561,942
Production and intermediate-term	421,353	430,604	396,686
Agribusiness	79,389	68,777	72,511
Other	6,955	2,535	2,166
Nonaccrual loans	179	537	8,851
Total loans	\$ 1,173,448	\$ 1,166,863	\$ 1,042,156

The other category is composed of rural infrastructure and rural residential real estate loans.

We have sold to AgriBank participation interests in certain loans as part of pool programs. The total outstanding participation interests in these programs were \$24.1 million, \$16.1 million, and \$8.2 million at December 31, 2022, 2021, and 2020, respectively.

Typically, our production and intermediate-term loan portfolio exhibits some seasonality relating to patterns of operating loans made to crop producers. These loans are normally at their lowest levels following the harvest and then increase in the spring and throughout the rest of the year as borrowers fund operating needs.

We offer variable, fixed, indexed, and adjustable interest rate loan programs to our borrowers. We also offer lease programs through our affiliation with Western Equipment Finance, Inc. We determine interest margins charged on each lending program based on cost of funds, credit risk, market conditions, and the need to generate sufficient earnings.

Throughout this Annual Report, there may be references to loan volume which is defined as loan principal plus accrued interest receivable.

### Portfolio Distribution

Nearly 96.7% of our total loan portfolio was in the state of Arkansas. We are also chartered to serve certain counties in Missouri and Tennessee. The remainder of our portfolio is purchased outside of these states to support rural America and to diversify our portfolio risk. Approximately 87.6% of our total loan portfolio was in Craighead, Mississippi, Poinsett, Greene, Crittenden, Clay, Cross, Lee, Phillips, and St. Francis at December 31, 2022.

#### Agricultural Concentrations

As of December 31	2022	2021	2020
Cash grains	58.1%	60.8%	60.4%
Landlords	16.9%	18.1%	18.7%
Cotton	12.0%	10.1%	10.6%
Other	13.0%	11.0%	10.3%
Total	100.0%	100.0%	100.0%

Commodities are based on the borrower's primary intended commodity at the time of loan origination and may change due to borrower business decisions as a result of changes in weather, prices, input costs, and other circumstances.

### Portfolio Credit Quality

The credit quality of our portfolio improved slightly from December 31, 2021. Adversely classified loans decreased to 0.3% of the portfolio at December 31, 2022, from 0.7% of the portfolio at December 31, 2021. Adversely classified loans are loans we have identified as showing some credit weakness according to our credit standards. We have considered portfolio credit quality in assessing the reasonableness of our allowance for loan losses. Additional credit quality information is included in Note 3 to the accompanying Consolidated Financial Statements.

In certain circumstances, the Federal Agricultural Mortgage Corporation (Farmer Mac) and other government agency guarantee programs are used to reduce the risk of loss. At December 31, 2022, \$6.1 million of our loans were substantially guaranteed under these government programs.

### Risk Assets

#### Components of Risk Assets

(dollars in thousands)

As of December 31	2022	2021	2020
Loans:			
Nonaccrual	\$ 179	\$ 537	\$ 8,851
Accruing restructured	1	1	1
Accruing loans 90 days or more past due	--	--	--
Total risk loans	180	538	8,852
Other property owned	--	--	--
Total risk assets	\$ 180	\$ 538	\$ 8,852
Total risk loans as a percentage of total loans	0.0%	0.0%	0.8%
Nonaccrual loans as a percentage of total loans	0.0%	0.0%	0.8%
Current nonaccrual loans as a percentage of total nonaccrual loans	87.2%	11.4%	0.8%
Total delinquencies as a percentage of total loans	0.0%	0.0%	0.9%

Note: Accruing loans include accrued interest receivable.

Our risk assets have decreased from December 31, 2021, and have remained at acceptable levels. Total risk loans as a percentage of total loans were well within our established risk management guidelines.

### Allowance for Loan Losses

The allowance for loan losses is an estimate of losses on loans inherent in our portfolio as of the financial statement date. We determine the appropriate level of allowance for loan losses based on the periodic evaluation of factors such as loan loss history, estimated probability of default, estimated loss severity, portfolio quality, and current economic and environmental conditions.

#### Allowance Coverage Ratios

As of December 31	2022	2021	2020
Allowance as a percentage of:			
Loans	0.2%	0.2%	0.4%
Nonaccrual loans	1354.7%	419.0%	47.0%
Total risk loans	1347.2%	418.2%	47.0%
Net (recoveries) charge-offs as a percentage of average loans	(0.0%)	(0.2%)	0.3%
Adverse assets to capital and allowance for loan losses	1.2%	3.2%	4.3%

The allowance as a percentage of nonaccrual loans and total risk loans has increased from December 31, 2021, primarily due to a decrease in nonaccrual loans and a slight increase in the allowance for loan losses. In our opinion, the allowance for loan losses was reasonable in relation to the risk in our loan portfolio at December 31, 2022.

Effective January 1, 2023, we adopted Accounting Standards Update (ASU) 2016-13 "Financial Instruments - Credit Losses (Topic 326): Measurement of Credit Losses on Financial Instruments" (CECL). This guidance established a single allowance framework for all financial assets measured at amortized cost and certain off-balance sheet credit exposures, and replaced the incurred loss guidance. This framework requires that management's estimate reflects credit losses over the asset's remaining expected life and considers expected future changes in macroeconomic conditions. The allowance for credit losses comprises the allowance for credit losses on loans and the allowance for unfunded commitments.

After adoption of this guidance, the allowance for credit losses takes into consideration relevant information about past events, current conditions, and macroeconomic forecasts of future conditions. An economic scenario is considered over a reasonable and supportable forecast period, after which, the framework incorporates historical loss experience. Final loss estimates also consider factors affecting credit losses not reflected in the scenario, due to the



unique aspects of current conditions and expectations. These factors may include, but are not limited to, lending policies, portfolio concentrations, regulatory guidance, and/or lags in economic forecast information.

As a result of adoption of this guidance, the allowance for loan losses decreased by \$676 thousand and a reserve for unfunded commitments of \$71 thousand was recognized. The decrease in the allowance for loan losses is largely due to the requirement of the standard to estimate losses to the assets' contractual maturities, resulting in a decrease of allowances attributable to our short-term portfolios. Partially offsetting the decline are modest increases in allowance attributable to our long-term real estate portfolios. Additional information related to the adoption of this new guidance is included in Note 2 to the accompanying Consolidated Financial Statements.

Additional loan information is included in Notes 3, 9, 10, and 11 to the accompanying Consolidated Financial Statements.

## RESULTS OF OPERATIONS

### Profitability Information

(dollars in thousands)

For the year ended December 31	2022	2021	2020
Net income	\$ 19,617	\$ 22,557	\$ 15,168
Return on average assets	1.6%	1.9%	1.5%
Return on average members' equity	7.5%	9.1%	6.4%

Changes presented in the profitability information chart relate directly to:

- Changes in income discussed in this section
- Changes in assets discussed in the Loan Portfolio section
- Changes in capital discussed in the Capital Adequacy section

### Changes in Significant Components of Net Income

(in thousands)	For the year ended December 31			Increase (decrease) in net income	
	2022	2021	2020	2022 vs 2021	2021 vs 2020
Net interest income	\$ 31,427	\$ 28,937	\$ 27,258	\$ 2,490	\$ 1,679
Provision for loan losses	74	(3,907)	4,635	(3,981)	8,542
Non-interest income	6,962	7,805	8,180	(843)	(375)
Non-interest expense	18,872	17,240	16,083	(1,632)	(1,157)
(Benefit from) provision for income taxes	(174)	852	(448)	1,026	(1,300)
Net income	\$ 19,617	\$ 22,557	\$ 15,168	\$ (2,940)	\$ 7,389

## Net Interest Income

### Changes in Net Interest Income

(in thousands)

For the year ended December 31	2022 vs 2021	2021 vs 2020
Changes in volume	\$ 1,361	\$ 3,075
Changes in interest rates	1,371	(1,720)
Changes in nonaccrual income and other	(242)	324
Net change	\$ 2,490	\$ 1,679

Net interest income included income on nonaccrual loans that totaled \$74 thousand and \$316 thousand in 2022 and 2021, respectively. Net interest income included net reversals of previously accrued interest on loans which were transferred into nonaccrual in 2020 that totaled \$8 thousand. Nonaccrual interest income is recognized when received in cash, collection of the recorded investment is fully expected, and prior charge-offs have been recovered.

Net interest margin (net interest income as a percentage of average earning assets) was 2.7%, 2.6%, and 2.7% in 2022, 2021, and 2020, respectively. Our net interest margin is sensitive to interest rate changes and competition.

## Provision for Loan Losses

The change in the provision for loan losses was related to our estimate of losses in our portfolio for the applicable years. The provision for loan losses increased from December 31, 2021, due to \$1.9 million reversal of specific reserve during 2021. Additionally, improvements in credit quality during 2021 further contributed to the total reversal of loan losses of \$3.9 million. Additional information is included in Note 3 to the accompanying Consolidated Financial Statements.

## Non-Interest Income

The decrease in non-interest income was primarily due to fee income related to decreased origination and conversion fees during an aggressive rising rate environment.

## Non-Interest Expense

### Components of Non-interest Expense

(dollars in thousands)

For the year ended December 31	2022	2021	2020
Salaries and employee benefits	\$ 10,662	\$ 10,713	\$ 10,402
Other operating expense:			
Purchased and vendor services	2,337	1,805	1,834
Communications	105	121	106
Occupancy and equipment	1,269	1,039	1,099
Advertising and promotion	648	603	531
Examination	420	381	365
Farm Credit System insurance	1,901	1,478	800
Other	1,522	1,096	936
Other non-interest expense	8	4	10
Total non-interest expense	\$ 18,872	\$ 17,240	\$ 16,083
Operating rate	1.6%	1.5%	1.6%

The change in non-interest expense was primarily due to increases in purchased and vendor services and Farm Credit System insurance expense.

**Purchased and Vendor Services:** The increase in purchased services from 2021 to 2022 was primarily due to software conversions.

**Farm Credit System Insurance:** Farm Credit System insurance expense increased in 2022 primarily due to an increase in the Insurance Fund premium rate on Systemwide adjusted insured debt. The premium rate, which is primarily impacted by System growth, was 20 basis points for 2022, compared to 16 basis points for 2021. The FCSIC has announced premiums will be 18 basis points for 2023. The FCSIC Board meets periodically throughout the year to review premium rates and has the ability to change these rates at any time. See Note 1 for additional information on the Insurance Fund.

### (Benefit from) Provision for Income Taxes

The change in (benefit from) provision for income taxes was primarily related to our estimate of taxes based on taxable income. Patronage distributions to members reduced our tax liability in 2022, 2021, and 2020. Additional disclosure is included in Note 7 to the accompanying Consolidated Financial Statements.

## FUNDING AND LIQUIDITY

We borrow from AgriBank, under a note payable, in the form of a line of credit, as described in Note 5 to the accompanying Consolidated Financial Statements. This line of credit is our primary source of liquidity and is used to fund operations and meet current obligations. At December 31, 2022, we had \$238.0 million available under our line of credit. We generally apply excess cash to this line of credit. Due to the cooperative structure of the Farm Credit System and as we are a stockholder of AgriBank, we expect this borrowing relationship to continue into the future, including through the proposed effective date of the merger with Farm Credit Mid-America, ACA. Our other source of lendable funds is from equity.

### Note Payable Information

(dollars in thousands)

For the year ended December 31	2022	2021	2020
Average balance	\$ 949,069	\$ 914,168	\$ 798,012
Average interest rate	2.0%	1.5%	1.9%

Our average cost of funds is variable and may fluctuate based on the current interest rate environment.

ICE Benchmark Administration (the entity responsible for calculating the London Inter-bank Offer Rate (LIBOR)) ceased the publication of the one-week and two-month USD LIBOR settings immediately following the LIBOR publication on December 31, 2021, and has announced it intends to cease publication of the remaining USD LIBOR settings immediately following the LIBOR publication on June 30, 2023. It is widely anticipated that the Secured Overnight Financing Rate (SOFR) published by the CME group will generally be the fallback to LIBOR.

The repricing attributes of our line of credit generally correspond to the repricing attributes of our loan portfolio, which significantly reduces our market interest rate risk. However, we maintain some exposure to interest rates, including LIBOR, primarily from loans to customers which may not have a component of our line of credit with an exact repricing attribute. With limited exceptions in accordance with FCA guidance, we have ceased issuing new loans indexed to LIBOR and all remaining loans indexed to LIBOR have appropriate fallback language.

The Farm Credit System has established a LIBOR transition workgroup to provide leadership in addressing the LIBOR phase-out across System entities. In coordination with this group, we have developed a comprehensive project plan to address the issues surrounding a transition away from LIBOR. This plan is consistent with regulatory guidance from the FCA, and it incorporates actions to address risk identification and reporting, mitigation strategies, development or adoption of products utilizing alternative reference rates, operational and system impacts, a process for monitoring regulatory and industry developments, as well as communication to stakeholders. While many factors can impact our net interest income, we do not expect a significant impact due to the LIBOR transition at this time.

We have entered into a Standby Commitment to Purchase Agreement with Farmer Mac, a System institution, to help manage credit risk. If a loan covered by the agreement goes into default, subject to certain conditions, we have the right to sell the loan to Farmer Mac. This agreement remains in place until the loan is paid in full. The guaranteed volume of loans subject to the purchase agreement was \$935 thousand, \$1.0 million, and \$1.1 million at December 31, 2022, 2021, and 2020, respectively. We paid Farmer Mac commitment fees totaling \$5 thousand in each of the years 2022, 2021, and 2020. These amounts are included in "Other operating expense" in the Consolidated Statements of Comprehensive Income. No loans have been sold to Farmer Mac under this agreement during 2022, 2021, or 2020.

## CAPITAL ADEQUACY

Total members' equity was \$268.7 million, \$257.1 million, and \$241.4 million at December 31, 2022, 2021, and 2020, respectively. Total members' equity increased \$11.6 million from December 31, 2021, primarily due to net income for the year, partially offset by patronage distribution accruals. Effective January 1, 2023, we adopted the CECL accounting guidance. The adoption of this guidance resulted in a cumulative effect adjustment to equity at January 1, 2023. Refer to Note 2 for additional information regarding the CECL adoption and cumulative effect adjustment to equity.

The FCA Regulations require us to maintain minimums for our common equity tier 1, tier 1 capital, total capital, and permanent capital risk-based capital ratios. In addition, the FCA requires us to maintain minimums for our non-risk-adjusted ratios of tier 1 leverage and unallocated retained earnings and equivalents leverage. Effective January 1, 2022, the FCA Regulations slightly modified the calculation of the unallocated retained earnings and equivalents leverage ratio to include certain additional deductions. The modification did not have a material impact on this ratio.

### Regulatory Capital Requirements and Ratios

As of December 31	2022	2021	2020	Regulatory Minimums	Capital Conservation Buffer	Total
Risk-adjusted:						
Common equity tier 1 ratio	17.9%	17.5%	18.6%	4.5%	2.5%	7.0%
Tier 1 capital ratio	17.9%	17.5%	18.6%	6.0%	2.5%	8.5%
Total capital ratio	18.1%	17.8%	18.9%	8.0%	2.5%	10.5%
Permanent capital ratio	17.9%	17.5%	18.7%	7.0%	N/A	7.0%
Non-risk-adjusted:						
Tier 1 leverage ratio	19.4%	18.7%	20.0%	4.0%	1.0%	5.0%
Unallocated retained earnings and equivalents leverage ratio	19.2%	19.4%	20.4%	1.5%	N/A	1.5%

Our capital plan is designed to maintain an adequate amount of surplus and allowance for loan losses which represents our reserve for adversity prior to impairment of stock. We manage our capital to allow us to meet member needs and protect member interests, both now and in the future.

Capital ratios are directly impacted by changes in capital, assets, and off-balance sheet commitments. Refer to the Loan Portfolio section for further discussion of the changes in assets. Additional information on regulatory ratios and members' equity information is included in Note 6 to the accompanying Consolidated Financial Statements and information on off-balance sheet commitments is included in Note 10 to the accompanying Consolidated Financial Statements.

In addition to these regulatory requirements, we establish an optimum total capital target range. This target allows us to maintain a capital base adequate for future growth and investment in new products and services. The target range is subject to revision as circumstances change. Our optimum total capital target range is 15.0% to 19.0%, as defined in our 2023 capital plan.

If the capital ratios fall below the total requirements, including the buffer amounts, capital distributions (equity redemptions, dividends, and patronage) and discretionary senior executive bonuses are restricted or prohibited without prior FCA approval. We do not foresee any events that would result in this prohibition in 2023.

## RELATIONSHIP WITH AGRIBANK

### Borrowing

We borrow from AgriBank to fund our lending operations in accordance with the Farm Credit Act. Approval from AgriBank is required for us to borrow elsewhere. A General Financing Agreement (GFA), as described in Note 5 to the accompanying Consolidated Financial Statements, governs this lending relationship.

The components of cost of funds under the GFA include:

- A marginal cost of debt component
- A spread component, which includes cost of servicing, cost of liquidity, and bank profit
- A risk premium component, if applicable

In the periods presented, we were not subject to the risk premium component. Certain factors may impact our cost of funds, which primarily include market interest rate changes impacting marginal cost of debt as well as changes to pricing methodologies impacting the spread components described above.

The marginal cost of debt approach simulates matching the cost of underlying debt with similar terms as the anticipated terms of our loans to borrowers. This approach substantially protects us from market interest rate risk. We may occasionally engage in funding strategies that result in limited interest rate risk with approval by AgriBank's Asset/Liability Committee.

## Investment

---

We are required to invest in AgriBank capital stock as a condition of borrowing. This investment may be in the form of purchased stock or stock representing distributed AgriBank surplus. As of December 31, 2022, we were required by AgriBank to maintain an investment equal to 2.55% of the average quarterly balance of our note payable. The required investment increased to 3.0% for 2023.

We are also required to hold additional investment in AgriBank based on contractual agreements under pool programs.

## Patronage

---

AgriBank's capital plan is intended to provide for adequate capital at AgriBank under capital regulations as well as to create a path to long-term capital optimization within the AgriBank District. The plan optimizes capital at AgriBank; distributing available AgriBank earnings in the form of patronage, either cash or AgriBank stock, which is at the sole discretion of the AgriBank Board of Directors. The plan is designed to maintain capital adequacy such that sufficient earnings will be retained in the form of unallocated retained earnings and allocated stock to meet the leverage ratio target and other regulatory or policy constraints prior to any cash patronage distributions.

## Purchased Services

---

As of December 31, 2022, we purchased certain business services from AgriBank. Until the formation of SunStream Business Services (SunStream) on April 1, 2020, we also purchased financial and retail information technology, collateral, tax reporting, and insurance services from AgriBank. These services are now purchased from SunStream. For further discussion on our relationship with SunStream see the Other Relationships and Programs section. Additional related party information is included in Note 9 to the accompanying Consolidated Financial Statements.

## Impact on Members' Investment

---

Due to the nature of our financial relationship with AgriBank, the financial condition and results of operations of AgriBank materially impact our members' investment.

## OTHER RELATIONSHIPS AND PROGRAMS

---

### Relationships with Other Farm Credit Institutions

---

**Rural 1st®:** We are a participant in the Rural 1st® referral program to provide rural home lending to members. The program is facilitated by another association in the AgriBank District where the loans are serviced. We receive origination fees from the facilitating association on loan volume originated in our territories. We started receiving origination fees during the first quarter of 2023.

**Agri-Access:** We participate in the Agri-Access pool program which focuses on providing financing for agricultural real estate loans and leases through a network of non-Farm Credit lenders across the U.S. The program is facilitated by another AgriBank District association where all loans and leases in the program are originated and serviced. We pay the facilitating association fees to originate and service the loans. We sell to AgriBank our entire interest in the loans associated with Agri-Access. As part of this program we receive patronage income at the sole discretion of the AgriBank Board of Directors.

**Federal Agricultural Mortgage Corporation:** We have entered into a Standby Commitment to Purchase Agreement with Farmer Mac. This agreement allows us to sell loans identified under the agreement to Farmer Mac. Refer to the Funding and Liquidity section for further discussion of this agreement.

**CentRic Technology Collaboration:** We participate in CentRic Technology Collaboration (CTC) with certain other AgriBank District associations. The CTC facilitates the development and maintenance of certain retail technology systems essential to providing credit and other services to our members. The CTC operations are governed by representatives of each participating association. The expenses of CTC are allocated to each of the participating associations based on an agreed upon formula. The systems developed are owned by each of the participating associations.

**CoBank, ACB:** We have a relationship with CoBank, ACB (CoBank), a System bank, which involves purchasing and selling participation interests in loans. As part of this relationship, our equity investment in CoBank was \$3 thousand at December 31, 2022, 2021, and 2020.

**SunStream Business Services:** We have a relationship with SunStream, which involves purchasing financial and retail information technology, collateral, tax reporting, and insurance services. SunStream was a division of AgriBank prior to April 1, 2020, when SunStream formed a separate System service corporation of which we are a partial owner. As of December 31, 2022, 2021, and 2020, our investment in SunStream was \$271 thousand, \$225 thousand, and \$225 thousand, respectively. Additional related party information is included in Note 9 to the accompanying Consolidated

Financial Statements. We also guarantee the amounts borrowed by SunStream on their line of credit with AgriBank, up to \$40.0 million. Refer to Note 10 to the accompanying Consolidated Financial Statements for further disclosure.

**Farm Credit Foundations:** We have a relationship with Farm Credit Foundations (Foundations), a System service corporation, which involves purchasing human resource, benefit, payroll, and workforce management services. As of December 31, 2022, 2021, and 2020, our investment in Foundations was \$14 thousand. Additional related party information is included in Note 9 to the accompanying Consolidated Financial Statements.

## **Programs**

---

We are involved in the following programs designed to improve our credit delivery, related services, and marketplace presence.

**AgFirst Farm Credit Bank:** We have a relationship with AgFirst Farm Credit Bank (AgFirst), a System bank, where we receive referral fees for sending rural home loan applications to AgFirst to underwrite and fund.

**Farm Cash Management:** We offer Farm Cash Management to our members. Farm Cash Management links members' revolving lines of credit with an AgriBank investment bond to optimize members' use of funds.

**Western Equipment Finance, Inc.:** We offer a program with Western Equipment Finance, Inc., a subsidiary of Western State Bank, to provide equipment financing and leasing solutions. Leases are originated and serviced by Western Equipment Finance, Inc. and we purchase a participation interest in the cash flows of the transaction. This arrangement provides our members with a broader selection of product offerings and enhanced lease expertise.

# REPORT OF MANAGEMENT

Farm Credit Midsouth, ACA



We prepare the Consolidated Financial Statements of Farm Credit Midsouth, ACA (the Association) and are responsible for their integrity and objectivity, including amounts that must necessarily be based on judgments and estimates. The Consolidated Financial Statements have been prepared in conformity with accounting principles generally accepted in the United States of America. The Consolidated Financial Statements, in our opinion, fairly present the financial condition of the Association. Other financial information included in the Annual Report is consistent with that in the Consolidated Financial Statements.

To meet our responsibility for reliable financial information, we depend on accounting and internal control systems designed to provide reasonable, but not absolute assurance that assets are safeguarded and transactions are properly authorized and recorded. Costs must be reasonable in relation to the benefits derived when designing accounting and internal control systems. Financial operations audits are performed to monitor compliance. PricewaterhouseCoopers LLP, our independent auditors, audit the Consolidated Financial Statements. They also consider internal controls to the extent necessary to design audit procedures that comply with auditing standards generally accepted in the United States of America. The Farm Credit Administration also performs examinations for safety and soundness as well as compliance with applicable laws and regulations.

The Board of Directors has overall responsibility for our system of internal control and financial reporting. The Board of Directors and its Audit Committee consults regularly with us and meets periodically with the independent auditors and other auditors to review the scope and results of their work. The independent auditors have direct access to the Board of Directors, which is composed solely of directors who are not officers or employees of the Association.

The undersigned certify we have reviewed the Association's Annual Report, which has been prepared in accordance with all applicable statutory or regulatory requirements. The information contained herein is true, accurate, and complete to the best of our knowledge and belief.



Dane Coomer  
Chairman of the Board  
Farm Credit Midsouth, ACA



James McJunkins  
President and Chief Executive Officer  
Farm Credit Midsouth, ACA



Diane Steiling  
Executive Vice President of Finance, Chief Financial Officer  
Farm Credit Midsouth, ACA

March 10, 2023

# REPORT ON INTERNAL CONTROL OVER FINANCIAL REPORTING

Farm Credit Midsouth, ACA



---

The Farm Credit Midsouth, ACA (the Association) principal executives and principal financial officers, or persons performing similar functions, are responsible for establishing and maintaining effective internal control over financial reporting for the Association's Consolidated Financial Statements. For purposes of this report, "internal control over financial reporting" is defined as a process designed by, or under the supervision of the Association's principal executives and principal financial officers, or persons performing similar functions, and effected by its Board of Directors, management and other personnel, to provide reasonable assurance regarding the reliability of financial reporting information and the preparation of the Consolidated Financial Statements for external purposes in accordance with accounting principles generally accepted in the United States of America and includes those policies and procedures that: (1) pertain to the maintenance of records that in reasonable detail accurately and fairly reflect the transactions and dispositions of the assets of the Association, (2) provide reasonable assurance that transactions are recorded as necessary to permit preparation of financial information in accordance with accounting principles generally accepted in the United States of America, and that receipts and expenditures are being made only in accordance with authorizations of management and directors of the Association, and (3) provide reasonable assurance regarding prevention, or timely detection and correction, of unauthorized acquisition, use, or disposition of the Association's assets that could have a material effect on its Consolidated Financial Statements.

Because of its inherent limitations, internal control over financial reporting may not prevent or detect misstatements. Projections of any evaluation of effectiveness to future periods are subject to the risk that controls may become inadequate because of changes in conditions, or that the degree of compliance with the policies or procedures may deteriorate.

The Association's management has completed an assessment of the effectiveness of internal control over financial reporting as of December 31, 2022. In making the assessment, management used the 2013 framework in *Internal Control — Integrated Framework*, promulgated by the Committee of Sponsoring Organizations of the Treadway Commission, commonly referred to as the "COSO" criteria.

Based on the assessment performed, the Association concluded that as of December 31, 2022, the internal control over financial reporting was effective based upon the COSO criteria. Additionally, based on this assessment, the Association determined that there were no material weaknesses in the internal control over financial reporting as of December 31, 2022.



James McJunkins  
President and Chief Executive Officer  
Farm Credit Midsouth, ACA



Diane Steiling  
Executive Vice President of Finance, Chief Financial Officer  
Farm Credit Midsouth, ACA

March 10, 2023

# REPORT OF AUDIT COMMITTEE

Farm Credit Midsouth, ACA



---

The Consolidated Financial Statements were prepared under the oversight of the Audit Committee. The Audit Committee is composed of a subset of the Board of Directors of Farm Credit Midsouth, ACA (the Association). The Audit Committee oversees the scope of the Association's internal audit program, the approval and independence of PricewaterhouseCoopers LLP (PwC) as independent auditors, the adequacy of the Association's system of internal controls and procedures, and the adequacy of management's actions with respect to recommendations arising from those auditing activities. The Audit Committee's responsibilities are described more fully in the Internal Control Policy and the Audit Committee Charter.

Management is responsible for internal controls and the preparation of the Consolidated Financial Statements in accordance with accounting principles generally accepted in the United States of America. PwC is responsible for performing an independent audit of the Consolidated Financial Statements in accordance with auditing standards generally accepted in the United States of America and to issue their report based on their audit. The Audit Committee's responsibilities include monitoring and overseeing these processes.

In this context, the Audit Committee reviewed and discussed the audited Consolidated Financial Statements for the year ended December 31, 2022, with management. The Audit Committee also reviewed with PwC the matters required to be discussed by Statement on Auditing Standards AU-C 260, *The Auditor's Communication with Those Charged with Governance*, and both PwC and the internal auditor directly provided reports on any significant matters to the Audit Committee.

The Audit Committee had discussions with and received written disclosures from PwC confirming its independence. The Audit Committee also reviewed the non-audit services provided by PwC, if any, and concluded these services were not incompatible with maintaining PwC's independence. The Audit Committee discussed with management and PwC any other matters and received any assurances from them as the Audit Committee deemed appropriate.

Based on the foregoing review and discussions, and relying thereon, the Audit Committee recommended the audited Consolidated Financial Statements be included in the Annual Report for the year ended December 31, 2022.



Gary Sitzer  
Chairman of the Audit Committee  
Farm Credit Midsouth, ACA

Members of the Audit Committee:  
Franklin Fogleman, Jr.  
Matt Knight  
Bradley Wallace

March 10, 2023





## Report of Independent Auditors

To the Board of Directors of Farm Credit Midsouth, ACA:

### **Opinion**

We have audited the accompanying consolidated financial statements of Farm Credit Midsouth, ACA and its subsidiaries (the "Association"), which comprise the consolidated statements of condition as of December 31, 2022, 2021 and 2020, and the related consolidated statements of comprehensive income, changes in members' equity and cash flows for the years then ended, including the related notes (collectively referred to as the "consolidated financial statements").

In our opinion, the accompanying consolidated financial statements present fairly, in all material respects, the financial position of the Association as of December 31, 2022, 2021 and 2020, and the results of its operations and its cash flows for the years then ended in accordance with accounting principles generally accepted in the United States of America.

### **Basis for Opinion**

We conducted our audit in accordance with auditing standards generally accepted in the United States of America (US GAAS). Our responsibilities under those standards are further described in the Auditors' Responsibilities for the Audit of the Consolidated Financial Statements section of our report. We are required to be independent of the Association and to meet our other ethical responsibilities, in accordance with the relevant ethical requirements relating to our audit. We believe that the audit evidence we have obtained is sufficient and appropriate to provide a basis for our audit opinion.

### **Responsibilities of Management for the Consolidated Financial Statements**

Management is responsible for the preparation and fair presentation of the consolidated financial statements in accordance with accounting principles generally accepted in the United States of America, and for the design, implementation, and maintenance of internal control relevant to the preparation and fair presentation of consolidated financial statements that are free from material misstatement, whether due to fraud or error.

In preparing the consolidated financial statements, management is required to evaluate whether there are conditions or events, considered in the aggregate, that raise substantial doubt about the Association's ability to continue as a going concern for one year after the date the consolidated financial statements are available to be issued.

### **Auditors' Responsibilities for the Audit of the Consolidated Financial Statements**

Our objectives are to obtain reasonable assurance about whether the consolidated financial statements as a whole are free from material misstatement, whether due to fraud or error, and to issue an auditors' report that includes our opinion. Reasonable assurance is a high level of assurance but is not absolute assurance and therefore is not a guarantee that an audit conducted in accordance with US GAAS will always detect a material misstatement when it exists. The risk of not detecting a material misstatement resulting from fraud is higher than for one resulting from error, as fraud may involve collusion, forgery, intentional omissions, misrepresentations, or the override of internal control. Misstatements are considered material if there is a substantial likelihood that, individually or in the aggregate, they would influence the judgment made by a reasonable user based on the consolidated financial statements.

In performing an audit in accordance with US GAAS, we:

- Exercise professional judgment and maintain professional skepticism throughout the audit.
- Identify and assess the risks of material misstatement of the consolidated financial statements, whether due to fraud or error, and design and perform audit procedures responsive to those risks. Such procedures include examining, on a test basis, evidence regarding the amounts and disclosures in the consolidated financial statements.
- Obtain an understanding of internal control relevant to the audit in order to design audit procedures that are appropriate in the circumstances, but not for the purpose of expressing an opinion on the effectiveness of the Association's internal control. Accordingly, no such opinion is expressed.
- Evaluate the appropriateness of accounting policies used and the reasonableness of significant accounting estimates made by management, as well as evaluate the overall presentation of the consolidated financial statements.
- Conclude whether, in our judgment, there are conditions or events, considered in the aggregate, that raise substantial doubt about the Association's ability to continue as a going concern for a reasonable period of time.



We are required to communicate with those charged with governance regarding, among other matters, the planned scope and timing of the audit, significant audit findings, and certain internal control-related matters that we identified during the audit.

***Other Information***

Management is responsible for the other information included in the annual report. The other information comprises the information included in the 2022 Annual Report, but does not include the consolidated financial statements and our auditors' report thereon. Our opinion on the consolidated financial statements does not cover the other information, and we do not express an opinion or any form of assurance thereon.

In connection with our audit of the consolidated financial statements, our responsibility is to read the other information and consider whether a material inconsistency exists between the other information and the consolidated financial statements or the other information otherwise appears to be materially misstated. If, based on the work performed, we conclude that an uncorrected material misstatement of the other information exists, we are required to describe it in our report.

*Pricewaterhouse Coopers LLP*

Minneapolis, Minnesota  
March 10, 2023

# CONSOLIDATED STATEMENTS OF CONDITION

Farm Credit Midsouth, ACA

(in thousands)

As of December 31	2022	2021	2020
<b>ASSETS</b>			
Loans	\$ 1,173,448	\$ 1,166,863	\$ 1,042,156
Allowance for loan losses	2,425	2,250	4,158
Net loans	1,171,023	1,164,613	1,037,998
Investment in AgriBank, FCB	33,450	28,843	23,354
Accrued interest receivable	21,833	18,512	18,972
Deferred tax assets, net	--	--	432
Other assets	16,994	17,264	14,997
<b>Total assets</b>	<b>\$ 1,243,300</b>	<b>\$ 1,229,232</b>	<b>\$ 1,095,753</b>
<b>LIABILITIES</b>			
Note payable to AgriBank, FCB	\$ 954,489	\$ 955,802	\$ 840,062
Accrued interest payable	6,184	3,675	3,333
Deferred tax liabilities, net	52	423	--
Patronage distribution payable	7,600	6,800	6,700
Other liabilities	6,287	5,397	4,267
<b>Total liabilities</b>	<b>974,612</b>	<b>972,097</b>	<b>854,362</b>
Contingencies and commitments (Note 10)			
<b>MEMBERS' EQUITY</b>			
Capital stock and participation certificates	1,943	1,979	1,945
Unallocated surplus	267,484	255,466	239,709
Accumulated other comprehensive loss	(739)	(310)	(263)
<b>Total members' equity</b>	<b>268,688</b>	<b>257,135</b>	<b>241,391</b>
<b>Total liabilities and members' equity</b>	<b>\$ 1,243,300</b>	<b>\$ 1,229,232</b>	<b>\$ 1,095,753</b>

The accompanying notes are an integral part of these Consolidated Financial Statements.

# CONSOLIDATED STATEMENTS OF COMPREHENSIVE INCOME

Farm Credit Midsouth, ACA

(in thousands)

For the year ended December 31	2022	2021	2020
<b>Interest income</b>	\$ 50,266	\$ 42,731	\$ 42,309
<b>Interest expense</b>	18,839	13,794	15,051
Net interest income	31,427	28,937	27,258
<b>Provision for loan losses</b>	74	(3,907)	4,635
Net interest income after provision for loan losses	31,353	32,844	22,623
<b>Non-interest income</b>			
Patronage income	5,772	5,805	5,082
Financially related services income	640	546	540
Fee income	319	1,291	2,067
Other non-interest income	231	163	491
Total non-interest income	6,962	7,805	8,180
<b>Non-interest expense</b>			
Salaries and employee benefits	10,662	10,713	10,402
Other operating expense	8,202	6,523	5,671
Other non-interest expense	8	4	10
Total non-interest expense	18,872	17,240	16,083
Income before income taxes	19,443	23,409	14,720
<b>(Benefit from) provision for income taxes</b>	(174)	852	(448)
Net income	\$ 19,617	\$ 22,557	\$ 15,168
<b>Other comprehensive loss</b>			
Employee benefit plans activity	\$ (429)	\$ (47)	\$ (141)
Total other comprehensive loss	(429)	(47)	(141)
Comprehensive income	\$ 19,188	\$ 22,510	\$ 15,027

The accompanying notes are an integral part of these Consolidated Financial Statements.

## CONSOLIDATED STATEMENTS OF CHANGES IN MEMBERS' EQUITY

Farm Credit Midsouth, ACA

(in thousands)

	Capital Stock and Participation Certificates	Unallocated Surplus	Accumulated Other Comprehensive Loss	Total Members' Equity
Balance as of December 31, 2019	\$ 1,896	\$ 231,240	\$ (122)	\$ 233,014
Net income	--	15,168	--	15,168
Other comprehensive loss	--	--	(141)	(141)
Unallocated surplus designated for patronage distributions	--	(6,699)	--	(6,699)
Capital stock and participation certificates issued	213	--	--	213
Capital stock and participation certificates retired	(164)	--	--	(164)
Balance as of December 31, 2020	1,945	239,709	(263)	241,391
Net income	--	22,557	--	22,557
Other comprehensive loss	--	--	(47)	(47)
Unallocated surplus designated for patronage distributions	--	(6,800)	--	(6,800)
Capital stock and participation certificates issued	187	--	--	187
Capital stock and participation certificates retired	(153)	--	--	(153)
Balance as of December 31, 2021	1,979	255,466	(310)	257,135
Net income	--	19,617	--	19,617
Other comprehensive loss	--	--	(429)	(429)
Unallocated surplus designated for patronage distributions	--	(7,599)	--	(7,599)
Capital stock and participation certificates issued	94	--	--	94
Capital stock and participation certificates retired	(130)	--	--	(130)
<b>Balance as of December 31, 2022</b>	<b>\$ 1,943</b>	<b>\$ 267,484</b>	<b>\$ (739)</b>	<b>\$ 268,688</b>

The accompanying notes are an integral part of these Consolidated Financial Statements.

# CONSOLIDATED STATEMENTS OF CASH FLOWS

Farm Credit Midsouth, ACA

(in thousands)

For the year ended December 31	2022	2021	2020
<b>Cash flows from operating activities</b>			
Net income	\$ 19,617	\$ 22,557	\$ 15,168
Depreciation on premises and equipment	359	338	384
Loss (gain) on sale of premises and equipment, net	8	4	(123)
Provision for loan losses	74	(3,907)	4,635
Stock patronage received from AgriBank, FCB	(3,809)	(779)	--
Changes in operating assets and liabilities:			
(Increase) decrease in accrued interest receivable	(3,382)	448	3,415
Decrease (increase) in other assets	584	(1,653)	(1,767)
Increase (decrease) in accrued interest payable	2,509	342	(2,032)
Increase in other liabilities	90	1,506	458
Net cash provided by operating activities	16,050	18,856	20,138
<b>Cash flows from investing activities</b>			
Increase in loans, net	(6,393)	(122,590)	(108,425)
Purchases of investment in AgriBank, FCB, net	(798)	(4,710)	(2,658)
Purchases of investment in other Farm Credit institutions, net	(46)	--	(125)
(Purchases) sales of premises and equipment, net	(635)	(524)	33
Net cash used in investing activities	(7,872)	(127,824)	(111,175)
<b>Cash flows from financing activities</b>			
(Decrease) increase in note payable to AgriBank, FCB, net	(1,313)	115,740	97,720
Patronage distributions paid	(6,799)	(6,700)	(6,599)
Capital stock and participation certificates retired, net	(66)	(72)	(84)
Net cash (used in) provided by financing activities	(8,178)	108,968	91,037
Net change in cash	--	--	--
Cash at beginning of year	--	--	--
Cash at end of year	\$ --	\$ --	\$ --
<b>Supplemental information</b>			
Interest paid	\$ 16,330	\$ 13,452	\$ 17,083
Taxes paid, net	--	104	--

The accompanying notes are an integral part of these Consolidated Financial Statements.

# NOTES TO CONSOLIDATED FINANCIAL STATEMENTS

*Farm Credit Midsouth, ACA*

## NOTE 1: ORGANIZATION AND OPERATIONS

### Farm Credit System and District

The Farm Credit System (System) is a federally chartered network of borrower-owned lending institutions comprised of cooperatives and related service organizations, established by Congress to meet the credit needs of American agriculture. As of January 1, 2023, the System consisted of three Farm Credit Banks, one Agricultural Credit Bank, and 61 borrower-owned cooperative lending institutions (associations). AgriBank, FCB (AgriBank), a System Farm Credit Bank, and its District associations are collectively referred to as the AgriBank Farm Credit District (AgriBank District or the District). The AgriBank District associations consist of local Agricultural Credit Associations (ACA) that each have wholly-owned Federal Land Credit Association (FLCA) and Production Credit Association (PCA) subsidiaries.

FLCAs are authorized to originate long-term real estate mortgage loans. PCAs are authorized to originate short-term and intermediate-term loans. ACAs are authorized to originate long-term real estate mortgage loans and short-term and intermediate-term loans either directly or through their subsidiaries. Associations are authorized to provide lease financing options for agricultural purposes and are also authorized to purchase and hold certain types of investments. AgriBank provides funding to all associations chartered within the District.

Associations are authorized to provide, either directly or in participation with other lenders, credit and related services to eligible borrowers. Eligible borrowers may include farmers, ranchers, producers or harvesters of aquatic products, rural residents, and farm-related service businesses. In addition, associations can participate with other lenders in loans to similar entities. Similar entities are parties that are not eligible for a loan from a System lending institution, but have operations that are functionally similar to the activities of eligible borrowers.

The Farm Credit Administration (FCA) is authorized by Congress to regulate the System banks and associations. We are examined by the FCA and certain association actions are subject to the prior approval of the FCA and/or AgriBank.

The Farm Credit System Insurance Corporation (FCSIC) administers the Farm Credit Insurance Fund (Insurance Fund). The Insurance Fund is used to ensure the timely payment of principal and interest on Systemwide debt obligations, to ensure the retirement of protected borrower capital at par or stated value, and for other specified purposes.

At the discretion of the FCSIC, the Insurance Fund is also available to provide assistance to certain troubled System institutions and for the operating expenses of the FCSIC. Each System bank is required to pay premiums into the Insurance Fund until the assets in the Insurance Fund equal 2.0% of the aggregated insured obligations adjusted to reflect the reduced risk on loans or investments guaranteed by federal or state governments. This percentage of aggregate obligations can be changed by the FCSIC, at its sole discretion, to a percentage it determines to be actuarially sound. The basis for assessing premiums is debt outstanding with adjustments made for nonaccrual loans and impaired investment securities which are assessed a surcharge while guaranteed loans and investment securities are deductions from the premium base. AgriBank, in turn, assesses premiums to District associations each year based on similar factors.

### Association

Farm Credit Midsouth, ACA (the Association) and its subsidiaries, Farm Credit Midsouth, FLCA and Farm Credit Midsouth, PCA (subsidiaries) are lending institutions of the System. We are a borrower-owned cooperative providing credit and credit-related services to, or for the benefit of, eligible members for qualified agricultural purposes in the counties of Clay, Craighead, Crittenden, Cross, Desha (northeast of the White River), Greene, Lee, Mississippi, Phillips, Poinsett, and St. Francis in the state of Arkansas; Carter, Ripley, and Wayne in the state of Missouri; and Shelby, Tipton, and Lauderdale (west of the channel of the Mississippi River) in the state of Tennessee.

We borrow from AgriBank and provide financing and related services to our members. Our ACA holds all the stock of the FLCA and PCA subsidiaries.

We offer credit life, term life, credit disability, crop hail, and multi-peril crop insurance to borrowers and those eligible to borrow. We also offer fee appraisals to our members.

## NOTE 2: SUMMARY OF SIGNIFICANT ACCOUNTING POLICIES

### Accounting Principles and Reporting Policies

Our accounting and reporting policies conform to generally accepted accounting principles in the United States of America (GAAP) and the prevailing practices within the financial services industry. Preparing financial statements in conformity with GAAP requires us to make estimates and assumptions that affect the reported amounts of assets and liabilities and disclosure of contingent assets and liabilities at the date of the Consolidated Financial Statements and the reported amounts of revenues and expenses during the period. Actual results could differ from those estimates.

### Principles of Consolidation

The Consolidated Financial Statements present the consolidated financial results of Farm Credit Midsouth, ACA and its subsidiaries. All material intercompany transactions and balances have been eliminated in consolidation.

## Significant Accounting Policies

---

**Loans:** Loans are carried at their principal amount outstanding net of any unearned income, cumulative charge-offs, unamortized deferred fees and costs on originated loans. Loan interest is accrued and credited to interest income based upon the daily principal amount outstanding. Origination fees, net of related costs, are deferred and recognized over the life of the loan as an adjustment to net interest income. The net amount of loan fees and related origination costs are not material to the Consolidated Financial Statements taken as a whole. Throughout this Annual Report, there may be references to loan volume which is defined as loan principal plus accrued interest receivable.

Generally we place loans in nonaccrual status when principal or interest is delinquent for 90 days or more (unless the loan is adequately secured and in the process of collection) or circumstances indicate that full collection is not expected.

When a loan is placed in nonaccrual status and the interest is determined to be both uncollectible and the loss is known, we reverse current year accrued interest to the extent principal plus accrued interest exceeds the net realizable value of the collateral prior to reclassification. When we deem a loan to be uncollectible, we charge the loan principal and prior year(s) accrued interest against the allowance for loan losses. Subsequent recoveries, if any, are added to the allowance for loan losses. Any cash received on nonaccrual loans is applied to reduce the recorded investment in the loan, except in those cases where the collection of the recorded investment is fully expected and certain other criteria are met. In these circumstances interest is credited to income when cash is received. Loans are charged-off at the time they are determined to be uncollectible. Nonaccrual loans may be returned to accrual status when principal and interest are current, the customer's ability to fulfill the contractual payment terms is fully expected, and, if the loan was past due when placed in nonaccrual status, the loan has evidence of sustained performance in making on-time contractual payments (typically based on payment frequency).

In situations where, for economic or legal reasons related to the borrower's financial difficulties, we grant a concession for other than an insignificant period of time to the borrower that we would not otherwise consider, the related loan is classified as a troubled debt restructuring (TDR), also known as a formally restructured loan for regulatory purposes. A concession is generally granted in order to minimize economic loss and avoid foreclosure. Concessions vary by program and borrower and may include interest rate reductions, term extensions, payment deferrals, or an acceptance of additional collateral in lieu of payments. In limited circumstances, principal may be forgiven. Loans classified as TDRs are considered risk loans (as defined below). There may be modifications made in the normal course of business that would not be considered TDRs.

Loans that are sold as participations are transferred as entire financial assets, groups of entire financial assets, or participating interests in the loans. The transfers of such assets or participating interests are structured such that control over the transferred assets, or participating interests have been surrendered and that all of the conditions have been met to be accounted for as a sale.

**Allowance for Loan Losses:** The allowance for loan losses is our best estimate of the amount of losses on loans inherent in our portfolio as of the date of the financial statements. We determine the appropriate level of allowance for loan losses based on periodic evaluation of factors such as loan loss history, estimated probability of default, estimated loss severity, portfolio quality, and current economic and environmental conditions.

Loans in our portfolio that are considered impaired are assessed individually to establish a specific allowance. A loan is impaired when it is probable that all amounts due will not be collected according to the contractual terms of the loan agreement. We generally measure impairment based on the net realizable value of the collateral. Risk loans include nonaccrual loans, accruing restructured loans, and accruing loans 90 days or more past due. All risk loans are considered to be impaired loans.

We record a specific allowance to reduce the carrying amount of the risk loan by the amount the recorded investment exceeds the net realizable value of collateral. When we deem a loan to be uncollectible, we charge the loan principal and prior year(s) accrued interest against the allowance for loan losses. Subsequent recoveries, if any, are added to the allowance for loan losses.

We determine the amount of allowance that is required by assessing risk loans individually and all other loans by combining them into groups of loans sharing similar risk characteristics. For loans that are not individually assessed for impairment, an allowance is recorded for probable and estimable credit losses as of the financial statement date, using a two-dimensional loan risk rating model that incorporates a 14-point rating scale to identify and track the probability of borrower default and a separate 6-point scale addressing the loss severity. The combination of estimated default probability and loss severity is the primary basis for recognition and measurement of loan collectability of these pools of loans. These estimated losses may be adjusted for relevant current environmental factors.

Changes in the allowance for loan losses consist of provision activity, recorded in "Provision for loan losses" in the Consolidated Statements of Comprehensive Income, recoveries, and charge-offs.

**Investment in AgriBank:** Our stock investment in AgriBank is on a cost plus allocated equities basis.

**Premises and Equipment:** The carrying amount of premises and equipment is at cost, less accumulated depreciation and is included in "Other assets" in the Consolidated Statements of Condition. Calculation of depreciation is generally on the straight-line method over the estimated useful lives of the assets. Depreciation and maintenance and repair expenses are included in "Other operating expense" in the Consolidated Statements of Comprehensive Income and improvements are generally capitalized.

**Post-Employment Benefit Plans:** The District has various post-employment benefit plans in which our employees participate. Expenses related to these plans, except for the AgriBank District Pension Restoration Plan, are included in "Salaries and employee benefits" in the Consolidated Statements of Comprehensive Income.

Certain employees participate in the AgriBank District Retirement Plan. The plan is comprised of two benefit formulas. At their option, employees hired prior to October 1, 2001, are on the cash balance formula or on the final average pay formula. Benefit eligible employees hired between October 1, 2001, and December 31, 2006, are on the cash balance formula. Effective January 1, 2007, the AgriBank District Retirement Plan was closed to new employees. The AgriBank District Retirement Plan utilizes the "Projected Unit Credit" actuarial method for financial reporting and funding purposes.



Certain employees also participate in the AgriBank District Pension Restoration Plan. This plan restores retirement benefits to certain highly compensated eligible employees that would have been provided under the qualified plan if such benefits were not above certain Internal Revenue Code limits. The pension liability attributable to the Pension Restoration Plan at the Association and the related accumulated other comprehensive loss are included in the Consolidated Statements of Condition. The components of the net periodic cost other than the service cost component, are included in "Other operating expense" in the Consolidated Statements of Comprehensive Income. Service costs are included in "Salaries and employee benefits" in the Consolidated Statements of Comprehensive Income.

We also provide certain health insurance benefits to eligible retired employees according to the terms of those benefit plans. The anticipated cost of these benefits is accrued during the employees' active service period.

The defined contribution plan allows eligible employees to save for their retirement either pre-tax, post-tax, or both, with an employer match on a percentage of the employee's contributions. We provide benefits under this plan for those employees that do not participate in the AgriBank District Retirement Plan in the form of a fixed percentage of salary contribution in addition to the employer match. Employer contributions are expensed when incurred.

**Income Taxes:** The ACA and PCA accrue federal and state income taxes. Deferred tax assets and liabilities are recognized for future tax consequences of temporary differences between the carrying amounts and tax basis of assets and liabilities. Deferred tax assets are recorded if the deferred tax asset is more likely than not to be realized. If the realization test cannot be met, the deferred tax asset is reduced by a valuation allowance. The expected future tax consequences of uncertain income tax positions are accrued.

The FLCA is exempt from federal and other taxes to the extent provided in the Farm Credit Act.

**Patronage Program:** We accrue patronage distributions according to a prescribed formula approved by the Board of Directors. Generally, we pay the accrued patronage during the first quarter after year end.

**Off-Balance Sheet Credit Exposures:** Commitments to extend credit are agreements to lend to a borrower as long as there is not a violation of any condition established in the loan contract. The commitments to extend credit generally have fixed expiration dates or other termination clauses. Standby letters of credit are agreements to pay a beneficiary if there is a default on a contractual arrangement. Any reserve for unfunded lending commitments and unexercised letters of credit is based on management's best estimate of losses inherent in these instruments, but the commitments have not yet disbursed. Factors such as likelihood of disbursement and likelihood of losses given disbursement are utilized in determining a reserve, if needed. Based on our assessment, any reserve would be recorded in "Other liabilities" in the Consolidated Statements of Condition and a corresponding loss would be recorded in "Provision for credit losses" in the Consolidated Statements of Comprehensive Income. However, no such reserve was necessary as of December 31, 2022, 2021, or 2020.

**Cash:** For purposes of reporting cash flow, cash includes cash on hand.

**Fair Value Measurement:** The accounting guidance describes three levels of inputs that may be used to measure fair value.

Level 1 — Unadjusted quoted prices in active markets for identical assets or liabilities that the reporting entity has the ability to access at the measurement date.

Level 2 — Observable inputs other than quoted prices included within Level 1 that are observable for the asset or liability either directly or indirectly. Level 2 inputs include:

- Quoted prices for similar assets or liabilities in active markets
- Quoted prices for identical or similar assets or liabilities in markets that are not active so that they are traded less frequently than exchange-traded instruments, quoted prices that are not current, or principal market information that is not released publicly
- Inputs that are observable such as interest rates and yield curves, prepayment speeds, credit risks, and default rates
- Inputs derived principally from or corroborated by observable market data by correlation or other means

Level 3 — Unobservable inputs that are supported by little or no market activity and that are significant to the fair value of the assets or liabilities. These unobservable inputs reflect the reporting entity's own judgments about assumptions that market participants would use in pricing the asset or liability. Level 3 assets and liabilities include financial instruments whose value is determined using pricing models, discounted cash flow methodologies, or similar techniques, as well as instruments for which the determination of fair value requires significant management judgment or estimation.

#### **Recently Issued or Adopted Accounting Pronouncements**

We have assessed the potential impact of accounting standards that have been issued by the Financial Accounting Standards Board (FASB) and have determined the following standards to be applicable to our business. While we are a nonpublic entity, our financial results are closely related to the performance of the combined Farm Credit System. Therefore, we typically adopt accounting pronouncements in alignment with other System institutions.

Standard and effective date	Description	Adoption status and financial statement impact
In March 2020, the FASB issued Accounting Standards Update (ASU) 2020-04 "Reference Rate Reform, Topic 848." In January 2021, the FASB issued ASU 2021-01 further amending Topic 848. This guidance may be elected and applied prospectively over time beginning March 12, 2020.	The guidance provides optional expedients and exceptions for applying GAAP to contracts and other transactions affected by reference rate reform. The guidance simplifies the accounting evaluation of contract modifications that replace a reference rate affected by reference rate reform and contemporaneous modifications of other contract terms related to the replacement of the reference rate.	During March 2021, we adopted this standard. Additionally, we intend to apply the relief granted in the extension. To date, the adoption of this standard has not had a material impact on our financial condition, results of operations, cash flows, and financial statement disclosures.
In December 2022, the FASB issued ASU 2022-06 "Reference Rate Reform (Topic 848): Deferral of the Sunset Date of Topic 848", which deferred the sunset date of Topic 848 to December 31, 2024. After December 31, 2024, entities will no longer be permitted to apply the relief in Topic 848.		
In June 2016, the FASB issued ASU 2016-13 "Financial Instruments - Credit Losses (Topic 326): Measurement of Credit Losses on Financial Instruments." The guidance was originally effective for non-U.S. Securities Exchange Commission filers for our first quarter of 2021. In November 2019, the FASB issued ASU 2019-10 which amended the mandatory effective date for this guidance for certain institutions. We qualified for the deferral of the mandatory effective date. As a result of the change, the standard is effective for our first quarter of 2023 and early adoption is permitted.	The guidance replaces the current incurred loss impairment methodology with a methodology that reflects expected credit losses and requires consideration of a broader range of reasonable and supportable information to inform credit loss estimates.	We adopted the standard as of January 1, 2023. As a result of adoption of this guidance, the allowance for loan losses decreased by \$676 thousand and a reserve for unfunded commitments of \$71 thousand was recognized, with a cumulative-effect increase, net of tax balances, to retained earnings of \$228 thousand.
In March 2022, the FASB issued ASU 2022-02 "Financial Instruments - Credit Losses (Topic 326): Troubled Debt Restructurings and Vintage Disclosures." The guidance is effective at the same time that ASU 2016-13 is adopted.	This guidance eliminates the accounting guidance for troubled debt restructurings by creditors in Subtopic 310-40, Receivables - Troubled Debt Restructurings by Creditors, while enhancing disclosure requirements for certain loan refinancings and restructurings.	We adopted the standard on January 1, 2023. The adoption of this guidance did not have a material impact on our financial statements, but will modify certain disclosures beginning with our first quarter 2023 Quarterly Report.

### NOTE 3: LOANS AND ALLOWANCE FOR LOAN LOSSES

#### Loans by Type

(dollars in thousands) As of December 31	2022		2021		2020	
	Amount	%	Amount	%	Amount	%
Real estate mortgage	\$ 665,623	56.7%	\$ 664,892	57.0%	\$ 564,388	54.2%
Production and intermediate-term	421,387	35.9%	430,659	36.9%	403,091	38.7%
Agribusiness	79,483	6.8%	68,777	5.9%	72,511	7.0%
Other	6,955	0.6%	2,535	0.2%	2,166	0.1%
Total	\$ 1,173,448	100.0%	\$ 1,166,863	100.0%	\$ 1,042,156	100.0%

The other category is composed of rural infrastructure and rural residential real estate loans.

#### Portfolio Concentrations

Loan concentrations exist when there are amounts loaned to multiple borrowers engaged in similar activities or within close proximity, which could cause them to be similarly impacted by economic or other conditions. We lend primarily within agricultural industries.

As of December 31, 2022, volume plus commitments, excluding government guaranteed portions of loans, to our ten largest borrowers totaled an amount equal to 8.4% of total loans and commitments.

Total loans plus any unfunded commitments represent a proportionate maximum potential credit risk. However, substantial portions of our lending activities are collateralized. Accordingly, the credit risk associated with lending activities is less than the recorded loan principal. The amount of collateral obtained, if deemed necessary upon extension of credit, is based on management's credit evaluation of the borrower. Collateral held varies, but may include real estate, equipment, inventory, livestock, and income-producing property. Long-term real estate loans are secured by the first liens on the underlying real property.

#### Participations

We may purchase or sell participation interests with other parties to diversify risk, manage loan volume, or comply with the limitations of the FCA Regulations or General Financing Agreement (GFA) with AgriBank.

## Participations Purchased and Sold

(in thousands) As of December 31, 2022	AgriBank		Other Farm Credit Institutions		Non-Farm Credit Institutions		Total	
	Participations		Participations		Participations		Participations	
	Purchased	Sold	Purchased	Sold	Purchased	Sold	Purchased	Sold
Real estate mortgage	\$ --	\$ (40,529)	\$ 110,610	\$ (61,985)	\$ --	\$ --	\$ 110,610	\$ (102,514)
Production and intermediate-term	--	--	20,600	(20,938)	935	--	21,535	(20,938)
Agribusiness	--	(22,936)	26,709	(26,341)	4	--	26,713	(49,277)
Other	--	--	4,433	--	--	--	4,433	--
<b>Total</b>	<b>\$ --</b>	<b>\$ (63,465)</b>	<b>\$ 162,352</b>	<b>\$ (109,264)</b>	<b>\$ 939</b>	<b>\$ --</b>	<b>\$ 163,291</b>	<b>\$ (172,729)</b>

As of December 31, 2021	AgriBank		Other Farm Credit Institutions		Non-Farm Credit Institutions		Total	
	Participations		Participations		Participations		Participations	
	Purchased	Sold	Purchased	Sold	Purchased	Sold	Purchased	Sold
Real estate mortgage	\$ --	\$ (20,536)	\$ 82,466	\$ (48,636)	\$ --	\$ --	\$ 82,466	\$ (69,172)
Production and intermediate-term	--	--	22,109	(21,156)	1,197	--	23,306	(21,156)
Agribusiness	--	(20,515)	14,915	(16,665)	132	--	15,047	(37,180)
Other	--	--	53	--	--	--	53	--
<b>Total</b>	<b>\$ --</b>	<b>\$ (41,051)</b>	<b>\$ 119,543</b>	<b>\$ (86,457)</b>	<b>\$ 1,329</b>	<b>\$ --</b>	<b>\$ 120,872</b>	<b>\$ (127,508)</b>

As of December 31, 2020	AgriBank		Other Farm Credit Institutions		Non-Farm Credit Institutions		Total	
	Participations		Participations		Participations		Participations	
	Purchased	Sold	Purchased	Sold	Purchased	Sold	Purchased	Sold
Real estate mortgage	\$ --	\$ (7,913)	\$ 29,774	\$ (42,717)	\$ --	\$ --	\$ 29,774	\$ (50,630)
Production and intermediate-term	--	--	17,688	(20,077)	1,149	--	18,837	(20,077)
Agribusiness	--	(23,047)	19,170	(19,617)	195	--	19,365	(42,664)
Other	--	--	58	--	--	--	58	--
<b>Total</b>	<b>\$ --</b>	<b>\$ (30,960)</b>	<b>\$ 66,690</b>	<b>\$ (82,411)</b>	<b>\$ 1,344</b>	<b>\$ --</b>	<b>\$ 68,034</b>	<b>\$ (113,371)</b>

## Credit Quality and Delinquency

We utilize the FCA Uniform Classification System to categorize loans into five credit quality categories. The categories are:

- Acceptable – loans are non-criticized loans representing the highest quality. They are expected to be fully collectible. This category is further differentiated into various probabilities of default.
- Other assets especially mentioned (Special Mention) – loans are currently collectible but exhibit some potential weakness. These loans involve increased credit risk, but not to the point of justifying a substandard classification.
- Substandard – loans exhibit some serious weakness in repayment capacity, equity, and/or collateral pledged on the loan.
- Doubtful – loans exhibit similar weaknesses as substandard loans. Doubtful loans have additional weaknesses in existing factors, conditions, and values that make collection in full highly questionable.
- Loss – loans are considered uncollectible.

We had no loans categorized as loss at December 31, 2022, 2021, or 2020.

### Credit Quality of Loans

(dollars in thousands) As of December 31, 2022	Acceptable		Special Mention		Substandard/ Doubtful		Total	
	Amount	%	Amount	%	Amount	%	Amount	%
	Real estate mortgage	\$ 667,699	98.6%	\$ 8,153	1.2%	\$ 1,064	0.2%	\$ 676,916
Production and intermediate-term	426,349	98.9%	2,677	0.6%	1,973	0.5%	430,999	100.0%
Agribusiness	80,300	99.9%	--	--	93	0.1%	80,393	100.0%
Other	6,973	100.0%	--	--	--	--	6,973	100.0%
<b>Total</b>	<b>\$ 1,181,321</b>	<b>98.8%</b>	<b>\$ 10,830</b>	<b>0.9%</b>	<b>\$ 3,130</b>	<b>0.3%</b>	<b>\$ 1,195,281</b>	<b>100.0%</b>

As of December 31, 2021	Acceptable		Special Mention		Substandard/ Doubtful		Total	
	Amount	%	Amount	%	Amount	%	Amount	%
Real estate mortgage	\$ 662,624	98.2%	\$ 8,379	1.2%	\$ 4,354	0.6%	\$ 675,357	100.0%
Production and intermediate-term	433,790	99.1%	185	0.0%	3,955	0.9%	437,930	100.0%
Agribusiness	69,548	100.0%	--	--	--	--	69,548	100.0%
Other	2,540	100.0%	--	--	--	--	2,540	100.0%
Total	<u>\$ 1,168,502</u>	<u>98.6%</u>	<u>\$ 8,564</u>	<u>0.7%</u>	<u>\$ 8,309</u>	<u>0.7%</u>	<u>\$ 1,185,375</u>	<u>100.0%</u>

As of December 31, 2020	Acceptable		Special Mention		Substandard/ Doubtful		Total	
	Amount	%	Amount	%	Amount	%	Amount	%
Real estate mortgage	\$ 558,428	97.1%	\$ 12,611	2.2%	\$ 3,789	0.7%	\$ 574,828	100.0%
Production and intermediate-term	402,751	98.0%	1,090	0.3%	6,845	1.7%	410,686	100.0%
Agribusiness	73,444	100.0%	--	--	--	--	73,444	100.0%
Other	2,083	96.0%	87	4.0%	--	--	2,170	100.0%
Total	<u>\$ 1,036,706</u>	<u>97.7%</u>	<u>\$ 13,788</u>	<u>1.3%</u>	<u>\$ 10,634</u>	<u>1.0%</u>	<u>\$ 1,061,128</u>	<u>100.0%</u>

Note: Accruing loans include accrued interest receivable.

#### Aging Analysis of Loans

(in thousands) As of December 31, 2022	30-89 Days Past Due		90 Days or More Past Due		Total Past Due		Not Past Due or Less Than 30 Days Past Due		Total
	Real estate mortgage	\$ --	\$ --	\$ --	\$ --	\$ --	\$ --	\$ 676,916	
Production and intermediate-term	--	--	23	--	23	--	430,976	430,999	
Agribusiness	--	--	--	--	--	--	80,393	80,393	
Other	--	--	--	--	--	--	6,973	6,973	
Total	<u>\$ --</u>	<u>\$ --</u>	<u>\$ 23</u>	<u>\$ --</u>	<u>\$ 23</u>	<u>\$ --</u>	<u>\$ 1,195,258</u>	<u>\$ 1,195,281</u>	

As of December 31, 2021	30-89 Days Past Due		90 Days or More Past Due		Total Past Due		Not Past Due or Less Than 30 Days Past Due		Total
	Real estate mortgage	\$ --	\$ 422	\$ 422	\$ --	\$ 674,935	\$ 675,357		
Production and intermediate-term	20	34	54	--	437,876	437,930			
Agribusiness	51	--	51	--	69,497	69,548			
Other	--	--	--	--	2,540	2,540			
Total	<u>\$ 71</u>	<u>\$ 456</u>	<u>\$ 527</u>	<u>\$ --</u>	<u>\$ 1,184,848</u>	<u>\$ 1,185,375</u>			

As of December 31, 2020	30-89 Days Past Due		90 Days or More Past Due		Total Past Due		Not Past Due or Less Than 30 Days Past Due		Total
	Real estate mortgage	\$ 126	\$ 2,377	\$ 2,503	\$ --	\$ 572,325	\$ 574,828		
Production and intermediate-term	123	6,404	6,527	--	404,159	410,686			
Agribusiness	32	--	32	--	73,412	73,444			
Other	--	--	--	--	2,170	2,170			
Total	<u>\$ 281</u>	<u>\$ 8,781</u>	<u>\$ 9,062</u>	<u>\$ --</u>	<u>\$ 1,052,066</u>	<u>\$ 1,061,128</u>			

Note: Accruing loans include accrued interest receivable.

There were no loans 90 days or more past due and still accruing interest at December 31, 2022, 2021, or 2020.

## Risk Loans

Risk loans are loans for which it is probable that all principal and interest will not be collected according to the contractual terms. Interest income recognized and cash payments received on nonaccrual risk loans are applied as described in Note 2.

### Risk Loan Information

(in thousands)	2022		2021		2020	
As of December 31						
Nonaccrual loans:						
Current as to principal and interest	\$	156	\$	61	\$	70
Past due		23		476		8,781
Total nonaccrual loans		179		537		8,851
Accruing restructured loans		1		1		1
Accruing loans 90 days or more past due		--		--		--
Total risk loans	\$	180	\$	538	\$	8,852
Volume with specific allowance	\$	115	\$	34	\$	6,374
Volume without specific allowance		65		504		2,478
Total risk loans	\$	180	\$	538	\$	8,852
Total specific allowance	\$	32	\$	33	\$	2,086
For the year ended December 31						
	2022		2021		2020	
Income on accrual risk loans	\$	--	\$	--	\$	5
Income (reversal) on nonaccrual loans		74		316		(8)
Total income on risk loans	\$	74	\$	316	\$	(3)
Average risk loans	\$	345	\$	8,143	\$	7,925

Note: Accruing loans include accrued interest receivable.

### Nonaccrual Loans by Loan Type

(in thousands)	2022		2021		2020	
As of December 31						
Real estate mortgage	\$	51	\$	482	\$	2,446
Production and intermediate-term		34		55		6,405
Agribusiness		94		--		--
Total	\$	179	\$	537	\$	8,851

### Additional Impaired Loan Information by Loan Type

(in thousands)	As of December 31, 2022			For the year ended December 31, 2022			
	Recorded Investment <sup>1</sup>	Unpaid Principal Balance <sup>2</sup>	Related Allowance	Average Impaired Loans	Interest Income Recognized		
Impaired loans with a related allowance for loan losses:							
Real estate mortgage	\$	--	\$	--	\$	--	
Production and intermediate-term		21		45		21	
Agribusiness		94		99		11	
Total	\$	115	\$	144	\$	32	
Impaired loans with no related allowance for loan losses:							
Real estate mortgage	\$	51	\$	50	\$	--	
Production and intermediate-term		14		1,072		--	
Agribusiness		--		1,335		--	
Total	\$	65	\$	2,457	\$	--	
Total impaired loans:							
Real estate mortgage	\$	51	\$	50	\$	--	
Production and intermediate-term		35		1,117		21	
Agribusiness		94		1,434		11	
Total	\$	180	\$	2,601	\$	32	
				Average Impaired Loans	Interest Income Recognized		
				\$	345	\$	74

	As of December 31, 2021			For the year ended December 31, 2021	
	Recorded Investment <sup>1</sup>	Unpaid Principal Balance <sup>2</sup>	Related Allowance	Average Impaired Loans	Interest Income Recognized
Impaired loans with a related allowance for loan losses:					
Real estate mortgage	\$ --	\$ --	\$ --	\$ --	\$ --
Production and intermediate-term Agribusiness	34	53	33	5,051	--
Total	\$ 34	\$ 53	\$ 33	\$ 5,051	\$ --
Impaired loans with no related allowance for loan losses:					
Real estate mortgage	\$ 482	\$ 429	\$ --	\$ 2,362	\$ 280
Production and intermediate-term Agribusiness	22	1,181	--	730	36
Total	\$ 504	\$ 2,945	\$ --	\$ 3,092	\$ 316
Total impaired loans:					
Real estate mortgage	\$ 482	\$ 429	\$ --	\$ 2,362	\$ 280
Production and intermediate-term Agribusiness	56	1,234	33	5,781	36
Total	\$ 538	\$ 2,998	\$ 33	\$ 8,143	\$ 316
As of December 31, 2020					
	Recorded Investment <sup>1</sup>	Unpaid Principal Balance <sup>2</sup>	Related Allowance	Average Impaired Loans	Interest Income Recognized
Impaired loans with a related allowance for loan losses:					
Real estate mortgage	\$ --	\$ --	\$ --	\$ --	\$ --
Production and intermediate-term Agribusiness	6,374	8,984	2,086	5,906	--
Total	\$ 6,374	\$ 8,984	\$ 2,086	\$ 5,906	\$ --
Impaired loans with no related allowance for loan losses:					
Real estate mortgage	\$ 2,446	\$ 2,455	\$ --	\$ 1,989	\$ 16
Production and intermediate-term Agribusiness	32	1,391	--	30	(19)
Total	\$ 2,478	\$ 5,181	\$ --	\$ 2,019	\$ (3)
Total impaired loans:					
Real estate mortgage	\$ 2,446	\$ 2,455	\$ --	\$ 1,989	\$ 16
Production and intermediate-term Agribusiness	6,406	10,375	2,086	5,936	(19)
Total	\$ 8,852	\$ 14,165	\$ 2,086	\$ 7,925	\$ (3)

<sup>1</sup>The recorded investment is the unpaid principal amount of the receivable increased or decreased by applicable accrued interest and unamortized premium, discount, finance charges, and acquisition costs and may also reflect a previous direct charge-off of the investment.

<sup>2</sup>Unpaid principal balance represents the contractual principal balance of the loan.

We had no commitments to lend additional money to borrowers whose loans were classified as risk loans at December 31, 2022.

### Troubled Debt Restructurings (TDRs)

Included within our loans are TDRs. These loans have been modified by granting a concession to maximize the collection of amounts due when a borrower is experiencing financial difficulties. All risk loans, including TDRs, are analyzed within our allowance for loan losses.

There were no TDRs that occurred during the years ended December 31, 2022, 2021, or 2020. Additionally, there were no TDRs that defaulted during the years ended December 31, 2022, 2021, or 2020, in which the modification was within twelve months of the respective reporting period.

**TDRs Outstanding in the Production and Intermediate-term Loan Category**

(in thousands)

As of December 31	2022	2021	2020
TDRs in accrual status	\$ 1	\$ 1	\$ 1
TDRs in nonaccrual status	11	21	30
Total TDRs	\$ 12	\$ 22	\$ 31

There were no commitments to lend to borrowers whose loans have been modified in a TDR at December 31, 2022.

**Allowance for Loan Losses**

**Changes in Allowance for Loan Losses**

(in thousands)

For the year ended December 31	2022	2021	2020
Balance at beginning of year	\$ 2,250	\$ 4,158	\$ 2,682
Provision for loan losses	74	(3,907)	4,635
Loan recoveries	102	2,100	70
Loan charge-offs	(1)	(101)	(3,229)
Balance at end of year	\$ 2,425	\$ 2,250	\$ 4,158

**Changes in Allowance for Loan Losses and Year End Recorded Investments by Loan Type**

(in thousands)	Real Estate Mortgage	Production and Intermediate-Term	Agribusiness	Other	Total
Allowance for loan losses:					
Balance as of December 31, 2021	\$ 594	\$ 1,555	\$ 97	\$ 4	\$ 2,250
Provision for loan losses	17	6	49	2	74
Loan recoveries	--	102	--	--	102
Loan charge-offs	--	(1)	--	--	(1)
Balance as of December 31, 2022	\$ 611	\$ 1,662	\$ 146	\$ 6	\$ 2,425
Ending balance: individually evaluated for impairment	\$ --	\$ 21	\$ 11	\$ --	\$ 32
Ending balance: collectively evaluated for impairment	\$ 611	\$ 1,641	\$ 135	\$ 6	\$ 2,393
Recorded investment in loans outstanding:					
Ending balance as of December 31, 2022	\$ 676,916	\$ 430,999	\$ 80,393	\$ 6,973	\$ 1,195,281
Ending balance: individually evaluated for impairment	\$ 51	\$ 35	\$ 94	\$ --	\$ 180
Ending balance: collectively evaluated for impairment	\$ 676,865	\$ 430,964	\$ 80,299	\$ 6,973	\$ 1,195,101
	Real Estate Mortgage	Production and Intermediate-Term	Agribusiness	Other	Total
Allowance for loan losses:					
Balance as of December 31, 2020	\$ 425	\$ 3,562	\$ 169	\$ 2	\$ 4,158
Provision for loan losses	169	(4,006)	(72)	2	(3,907)
Loan recoveries	--	2,100	--	--	2,100
Loan charge-offs	--	(101)	--	--	(101)
Balance as of December 31, 2021	\$ 594	\$ 1,555	\$ 97	\$ 4	\$ 2,250
Ending balance: individually evaluated for impairment	\$ --	\$ 33	\$ --	\$ --	\$ 33
Ending balance: collectively evaluated for impairment	\$ 594	\$ 1,522	\$ 97	\$ 4	\$ 2,217
Recorded investment in loans outstanding:					
Ending balance as of December 31, 2021	\$ 675,357	\$ 437,930	\$ 69,548	\$ 2,540	\$ 1,185,375
Ending balance: individually evaluated for impairment	\$ 482	\$ 56	\$ --	\$ --	\$ 538
Ending balance: collectively evaluated for impairment	\$ 674,875	\$ 437,874	\$ 69,548	\$ 2,540	\$ 1,184,837

	Real Estate Mortgage	Production and Intermediate-Term	Agribusiness	Other	Total
Allowance for loan losses:					
Balance as of December 31, 2019	\$ 522	\$ 1,999	\$ 157	\$ 4	\$ 2,682
Provision for loan losses	(97)	4,722	12	(2)	4,635
Loan recoveries	--	70	--	--	70
Loan charge-offs	--	(3,229)	--	--	(3,229)
Balance as of December 31, 2020	\$ 425	\$ 3,562	\$ 169	\$ 2	\$ 4,158
Ending balance: individually evaluated for impairment	\$ --	\$ 2,086	\$ --	\$ --	\$ 2,086
Ending balance: collectively evaluated for impairment	\$ 425	\$ 1,476	\$ 169	\$ 2	\$ 2,072
Recorded investment in loans outstanding:					
Ending balance as of December 31, 2020	\$ 574,828	\$ 410,686	\$ 73,444	\$ 2,170	\$ 1,061,128
Ending balance: individually evaluated for impairment	\$ 2,446	\$ 6,406	\$ --	\$ --	\$ 8,852
Ending balance: collectively evaluated for impairment	\$ 572,382	\$ 404,280	\$ 73,444	\$ 2,170	\$ 1,052,276

The recorded investment is the unpaid principal amount of the receivable increased or decreased by applicable accrued interest and unamortized premium, discount, finance charges, and acquisition costs and may also reflect a previous direct charge-off of the investment.

#### NOTE 4: INVESTMENT IN AGRIBANK

As of December 31, 2022, we were required by AgriBank to maintain an investment equal to 2.55% of the average quarterly balance of our note payable.

We are also required to hold AgriBank stock related to our participation in pool programs. The required investment amount varies by pool program and is generally a percentage of the loan balance in the pool.

AgriBank's capital plan provides for annual retirement of AgriBank stock and optimizes capital at AgriBank by distributing all available AgriBank earnings in the form of patronage, either in cash or stock. The plan is designed to maintain capital adequacy such that sufficient earnings will be retained in the form of allocated retained earnings and allocated stock to meet the leverage ratio target and other regulatory or policy constraints prior to any cash patronage distributions.

#### NOTE 5: NOTE PAYABLE TO AGRIBANK

Our note payable to AgriBank represents borrowings, in the form of a line of credit, to fund our loan portfolio. The line of credit is governed by a GFA and substantially all of our assets serve as collateral.

##### Note Payable Information

(dollars in thousands)

As of December 31	2022	2021	2020
Line of credit	\$ 1,200,000	\$ 1,200,000	\$ 1,000,000
Outstanding principal under the line of credit	954,489	955,802	840,062
Interest rate	2.6%	1.5%	1.5%

Our note payable is scheduled to mature on April 30, 2024.

The GFA provides for limitations on our ability to borrow funds based on specified factors or formulas relating primarily to outstanding balances, credit quality, and financial condition. Additionally, we have requirements to maintain an effective program of internal controls over financial reporting. At December 31, 2022, and throughout the year, we were not declared in default under any GFA covenants or provisions.

#### NOTE 6: MEMBERS' EQUITY

##### Capitalization Requirements

In accordance with the Farm Credit Act, each borrower is required to invest in us as a condition of obtaining a loan. As authorized by the Agricultural Credit Act and our capital bylaws, the Board of Directors has adopted a capital plan that establishes a stock purchase requirement for obtaining a loan of 2.0% of the customer's total loan(s) or one thousand dollars, whichever is less. The purchase of one participation certificate is required of all non-stockholder customers who purchase financial services. The Board of Directors may increase the amount of required investment to the extent authorized in the capital bylaws. The borrower acquires ownership of the capital stock at the time the loan is made. The aggregate par value of the stock is added to the principal amount of the related obligation. We retain a first lien on the stock or participation certificates owned by customers.



## Regulatory Capitalization Requirements

### Regulatory Capital Requirements and Ratios

As of December 31	2022	2021	2020	Regulatory Minimums	Capital Conservation Buffer	Total
Risk-adjusted:						
Common equity tier 1 ratio	17.9%	17.5%	18.6%	4.5%	2.5%	7.0%
Tier 1 capital ratio	17.9%	17.5%	18.6%	6.0%	2.5%	8.5%
Total capital ratio	18.1%	17.8%	18.9%	8.0%	2.5%	10.5%
Permanent capital ratio	17.9%	17.5%	18.7%	7.0%	N/A	7.0%
Non-risk-adjusted:						
Tier 1 leverage ratio	19.4%	18.7%	20.0%	4.0%	1.0%	5.0%
Unallocated retained earnings and equivalents leverage ratio	19.2%	19.4%	20.4%	1.5%	N/A	1.5%

Risk-adjusted assets have been defined by the FCA Regulations as the Statement of Condition assets and off-balance-sheet commitments adjusted by various percentages, depending on the level of risk inherent in the various types of assets.

Risk-adjusted assets is calculated differently for the permanent capital ratio (referred herein as PCR risk-adjusted assets) compared to the other risk-based capital ratios. The primary difference is the inclusion of the allowance for loan losses as a deduction to risk-adjusted assets for the permanent capital ratio.

These ratios are based on a three-month average daily balance in accordance with the FCA Regulations and are calculated as follows (not all items below may be applicable to our Association):

- Common equity tier 1 ratio is statutory minimum purchased member stock, other required member stock held for a minimum of 7 years, allocated equities held for a minimum of 7 years or not subject to retirement, unallocated retained earnings as regulatorily prescribed, paid-in capital, less certain regulatory required deductions including the amount of allocated investments in other System institutions, and the amount of purchased investments in other System institutions under the corresponding deduction approach, divided by average risk-adjusted assets.
- Tier 1 capital ratio is common equity tier 1 plus non-cumulative perpetual preferred stock, divided by average risk-adjusted assets.
- Total capital is tier 1 capital plus other required member stock held for a minimum of 5 years, allocated equities held for a minimum of 5 years, subordinated debt, and limited-life preferred stock greater than 5 years to maturity at issuance subject to certain limitations, allowance for loan losses and reserve for credit losses subject to certain limitations, less certain investments in other System institutions under the corresponding deduction approach, divided by average risk-adjusted assets.
- Permanent capital ratio is all at-risk borrower stock, any allocated excess stock, unallocated retained earnings as regulatorily prescribed, paid-in capital, subordinated debt, and preferred stock subject to certain limitations, less certain allocated and purchased investments in other System institutions divided by PCR risk-adjusted assets.
- Tier 1 leverage ratio is tier 1 capital, including regulatory deductions, divided by average assets less regulatory deductions subject to tier 1 capital.
- Unallocated retained earnings and equivalents leverage ratio is unallocated retained earnings as regulatorily prescribed, paid-in capital, allocated surplus not subject to retirement less certain regulatory required deductions including the amount of allocated investments in other System institutions divided by average assets less regulatory deductions subject to tier 1 capital.

If the capital ratios fall below the total requirements, including the buffer amounts, capital distributions (equity redemptions, dividends, and patronage) and discretionary senior executive bonuses are restricted or prohibited without prior FCA approval.

### Description of Equities

The following represents information regarding classes and number of shares of stock and participation certificates outstanding. All shares and participation certificates are stated at a \$5.00 par value.

As of December 31	Number of Shares		
	2022	2021	2020
Class A common stock (protected)	--	46	46
Class B common stock (at-risk)	400	1,095	1,095
Class C common stock (at-risk)	379,235	386,142	379,964
Series 2 participation certificates (at-risk)	8,914	8,518	7,918

Under our bylaws, we are also authorized to issue Class D common stock, Class E common stock, and Class F preferred stock. Each of these classes of common stock is at-risk and nonvoting with a \$5.00 par value per share. Currently, no stock of these classes has been issued.

Only holders of Class C common stock have voting rights. Our bylaws do not prohibit us from paying dividends on any classes of stock. However, no dividends have been declared to date.

Our bylaws generally permit stock and participation certificates to be retired at the discretion of our Board of Directors and in accordance with our capitalization plans, provided prescribed capital standards have been met. At December 31, 2022, we exceeded the prescribed standards. We do not anticipate any significant changes in capital that would affect the normal retirement of stock.

In the event of our liquidation or dissolution, according to our bylaws, any remaining assets after payment or retirement of all liabilities will be distributed in the following order of priority:

- First, to holders of preferred stock
- Second, pro rata to holders of all classes of common stock and participation certificates

In the event of stock impairment, losses will be absorbed by concurrent impairment of all classes of common stock and participation certificates, then by holders of preferred stock. However, protected stock will be retired at par value regardless of impairment.

All classes of stock are transferable to other customers who are eligible to hold such class as long as we meet the regulatory minimum capital requirements.

#### Patronage Distributions

We accrued patronage distributions of \$7.6 million, \$6.8 million, and \$6.7 million at December 31, 2022, 2021, and 2020, respectively. Generally, the patronage distributions are paid in cash during the first quarter after year end. The Board of Directors may authorize a distribution of earnings provided we meet all statutory and regulatory requirements.

If the capital ratios fall below the total requirements, including the buffer amounts, capital distributions (equity redemptions, dividends, and patronage) and discretionary senior executive bonuses are restricted or prohibited without prior FCA approval.

#### NOTE 7: INCOME TAXES

##### (Benefit from) Provision for Income Taxes

##### (Benefit from) Provision for Income Taxes

(dollars in thousands)

For the year ended December 31	2022	2021	2020
Current:			
Federal	\$ 195	\$ (3)	\$ 22
State	2	--	8
Total current	\$ 197	\$ (3)	\$ 30
Deferred:			
Federal	\$ (346)	\$ 668	\$ (359)
State	(25)	187	(119)
Total deferred	(371)	855	(478)
(Benefit from) provision for income taxes	\$ (174)	\$ 852	\$ (448)
Effective tax rate	(0.9%)	3.6%	(3.0%)

##### Reconciliation of Taxes at Federal Statutory Rate to (Benefit from) Provision for Income Taxes

(in thousands)

For the year ended December 31	2022	2021	2020
Federal tax at statutory rates	\$ 4,083	\$ 4,916	\$ 3,091
State tax, net	(16)	162	(78)
Patronage distributions	(1,317)	(1,163)	(303)
Effect of non-taxable entity	(2,834)	(3,060)	(3,108)
Other	(90)	(3)	(50)
(Benefit from) provision for income taxes	\$ (174)	\$ 852	\$ (448)

## Deferred Income Taxes

Tax laws require certain items to be included in our tax returns at different times than the items are reflected on our Consolidated Statements of Comprehensive Income. Some of these items are temporary differences that will reverse over time. We record the tax effect of temporary differences as deferred tax assets and liabilities netted on our Consolidated Statements of Condition.

### Deferred Tax Assets and Liabilities

(in thousands)

As of December 31	2022	2021	2020
Allowance for loan losses	\$ 530	\$ 494	\$ 1,064
Accrued incentive	251	328	370
Accrued patronage income not received	--	(247)	(202)
Accrued pension asset	(1,009)	(880)	(735)
Other assets	394	197	180
Other liabilities	(218)	(315)	(245)
Deferred tax (liabilities) assets, net	\$ (52)	\$ (423)	\$ 432
Gross deferred tax assets	\$ 1,175	\$ 1,019	\$ 1,614
Gross deferred tax liabilities	\$ (1,227)	\$ (1,442)	\$ (1,182)

A valuation allowance for the deferred tax assets was not necessary at December 31, 2022, 2021, or 2020.

We have not provided for deferred income taxes on patronage allocations received from AgriBank prior to 1993. Such allocations, distributed in the form of stock, are subject to tax only upon conversion to cash. Our intent is to permanently maintain this investment in AgriBank through our planned merger date. Our total permanent investment in AgriBank is \$11.3 million. Additionally, we have not provided deferred income taxes on accumulated FLCA earnings of \$199.8 million as it is our intent to permanently maintain this equity in the FLCA or to distribute the earnings to members in a manner that results in no additional tax liability to us.

Our income tax returns are subject to review by various United States taxing authorities. We record accruals for items that we believe may be challenged by these taxing authorities. However, we had no uncertain income tax positions at December 31, 2022. In addition, we believe we are no longer subject to income tax examinations for years prior to 2019.

## NOTE 8: EMPLOYEE BENEFIT PLANS

### Pension and Post-Employment Benefit Plans

Complete financial information for the pension and post-employment benefit plans may be found in the AgriBank 2022 Annual Report.

The Farm Credit Foundations Plan Sponsor and Trust Committees provide oversight of the benefit plans for which AgriBank and District associations are participating employers. These governance committees are comprised of elected or appointed representatives (senior leadership and/or Board of Director members) from the participating organizations. The Plan Sponsor Committee is responsible for employer decisions regarding all benefit plans including retirement benefits. These decisions could include plan design changes, vendor changes, determination of employer subsidies (if any), and termination of specific benefit plans. Any action to change or terminate the retirement plan can only occur at the direction of the AgriBank District participating employers. The Trust Committee is responsible for fiduciary and plan administrative functions.

**Pension Plan:** Certain employees participate in the AgriBank District Retirement Plan, a District-wide multi-employer defined benefit retirement plan. The Department of Labor has determined the plan to be a governmental plan; therefore, the plan is not subject to the provisions of the Employee Retirement Income Security Act of 1974, as amended (ERISA). As the plan is not subject to ERISA, the plan's benefits are not insured by the Pension Benefit Guaranty Corporation. Accordingly, the amount of accumulated benefits that participants would receive in the event of the plan's termination is contingent on the sufficiency of the plan's net assets to provide benefits at that time. This plan is noncontributory and covers certain eligible District employees. The assets, liabilities, and costs of the plan are not segregated by participating entities. As such, plan assets are available for any of the participating employers' retirees at any point in time. Additionally, if a participating employer stops contributing to the plan, the unfunded obligations of the plan may be borne by the remaining participating employers. Further, if we choose to stop participating in the plan, we may be required to pay an amount based on the underfunded status of the plan. Because of the nature of the plan, any individual employer is not able to unilaterally change the provisions of the plan. If an employee transfers to another employer within the same plan, the employee benefits under the plan transfer. Benefits are based on salary and years of service. There is no collective bargaining agreement in place as part of this plan.

**AgriBank District Retirement Plan Information**

(in thousands)

As of December 31	2022	2021	2020
Unfunded liability	\$ 87,688	\$ 46,421	\$ 169,640
Projected benefit obligation	1,204,130	1,500,238	1,563,421
Fair value of plan assets	1,116,442	1,453,817	1,393,781
Accumulated benefit obligation	1,083,610	1,384,554	1,426,270
<b>For the year ended December 31</b>	<b>2022</b>	<b>2021</b>	<b>2020</b>
Total plan expense	\$ 30,475	\$ 28,048	\$ 42,785
Our allocated share of plan expenses	424	468	771
Contributions by participating employers	90,385	90,000	90,000
Our allocated share of contributions	1,549	1,659	1,673

The unfunded liability reflects the net of the fair value of the plan assets and the projected benefit obligation at December 31. The projected benefit obligation is the actuarial present value of all benefits attributed by the pension benefit formula to employee service rendered prior to the measurement date based on assumed future compensation levels. The accumulated benefit obligation is the actuarial present value of the benefits attributed to employee service rendered before the measurement date and based on current employee service and compensation. The funding status is subject to many variables including performance of plan assets and interest rate levels. Therefore, changes in assumptions could significantly affect these estimates.

Costs are determined for each individual employer based on costs directly related to their current employees as well as an allocation of the remaining costs based proportionately on the estimated projected liability of the employer under this plan. We recognize our proportional share of expense and contribute a proportional share of funding.

Benefits paid to participants in the District were \$132.1 million in 2022. While the plan is a governmental plan and is not subject to minimum funding requirements, the employers contribute amounts necessary on an actuarial basis to provide the plan with sufficient assets to meet the benefits to be paid to participants. The amount of the total District employer contributions expected to be paid into the pension plan during 2023 is \$45.0 million. Our allocated share of these pension contributions is expected to be \$765 thousand. The amount ultimately to be contributed and the amount ultimately recognized as expense as well as the timing of those contributions and expenses, are subject to many variables including performance of plan assets and interest rate levels. These variables could result in actual contributions and expenses being greater than or less than the amounts reflected in the District financial statements.

**Nonqualified Retirement Plan:** We also participate in the District-wide nonqualified defined benefit Pension Restoration Plan. This plan restores retirement benefits to certain highly compensated eligible employees that would have been provided under the qualified plan if such benefits were not above certain Internal Revenue Code limits.

**Pension Restoration Plan Information**

(in thousands)

As of December 31	2022	2021	2020
Our unfunded liability	\$ 1,373	\$ 793	\$ 614

The nonqualified plan is funded as the benefits are paid; therefore, there are no assets in the plan and the unfunded liability is equal to the projected benefit obligation. The amount of the pension benefits funding status is subject to many variables including interest rate levels. Therefore, changes in assumptions could significantly affect these estimates.

Costs are determined for each individual employer based on costs directly related to their participants in the plan. The Pension Restoration Plan is unfunded and we make annual contributions to fund benefits paid to our retirees covered by the plan. Our cash contributions are equal to the benefits paid. We had no cash contributions and paid no benefits during 2022, 2021, and 2020.

**Retiree Medical Plans:** District employers also provide certain health insurance benefits to eligible retired employees according to the terms of the benefit plans. The anticipated costs of these benefits are accrued during the period of the employee's active status. Net periodic benefit cost is included in "Salaries and employee benefits" in the Consolidated Statements of Comprehensive Income. Postretirement benefit costs related to the retiree medical plans were not considered material for any of the years presented. Our cash contributions were equal to the benefits paid.

**Defined Contribution Plans**

We participate in a District-wide defined contribution plan. For employees hired before January 1, 2007, employee contributions are matched dollar for dollar up to 2.0% and 50 cents on the dollar on the next 4.0% on both pre-tax and post-tax contributions. The maximum employer match is 4.0%. For employees hired after December 31, 2006, we contribute 3.0% of the employee's compensation and will match employee contributions dollar for dollar up to a maximum of 6.0% on both pre-tax and post-tax contributions. The maximum employer contribution is 9.0%.

Employer contribution expenses for the defined contribution plan, included in "Salaries and employee benefits" in the Consolidated Statements of Comprehensive Income, were \$487 thousand, \$474 thousand, and \$430 thousand in 2022, 2021, and 2020, respectively. These expenses were equal to our cash contributions for each year.

**NOTE 9: RELATED PARTY TRANSACTIONS**

In the ordinary course of business, we may enter into loan transactions with our officers, directors, their immediate family members, and other organizations with which such persons may be associated. Such transactions may be subject to special approval requirements contained in the FCA Regulations and are made on the same terms, including interest rates, amortization schedules, and collateral, as those prevailing at the time for comparable transactions with other persons. In our opinion, none of these loans outstanding at December 31, 2022, involved more than a normal risk of collectability.

**Related Party Loans Information**

(in thousands)					
As of December 31					
		<b>2022</b>		2021	2020
Total related party loans	\$	<b>39,375</b>	\$	39,810	\$ 32,815
<b>For the year ended December 31</b>					
Advances to related parties	\$	<b>34,147</b>	\$	36,319	\$ 34,542
Repayments by related parties		<b>30,380</b>		29,208	37,980

The related parties can be different each year end primarily due to changes in the composition of the Board of Directors and the mix of organizations with which such persons may be associated. Advances and repayments on loans in the preceding chart are related to those considered related parties at each respective year end.

As described in Note 5, we borrow from AgriBank, in the form of a line of credit, to fund our loan portfolio. All interest expense as shown on the Consolidated Statements of Comprehensive Income was paid to AgriBank.

Total patronage from AgriBank was \$5.7 million, \$5.8 million, and \$5.0 million in 2022, 2021, and 2020, respectively. Patronage income for 2022 and 2021 was received in cash and AgriBank stock. Patronage income for 2020 was received in cash.

In addition, we received compensation from AgriBank for servicing loans of \$91 thousand, \$58 thousand, and \$20 thousand in 2022, 2021, and 2020, respectively.

Refer to Note 3 for information on participations sold to AgriBank and Note 4 for stock investment in AgriBank information.

As of December 31, 2022, we purchased certain business services from AgriBank. Until the formation of SunStream Business Services (SunStream) on April 1, 2020, we also purchased financial and retail information technology, collateral, tax reporting, and insurance services from AgriBank. These services are now purchased from SunStream. We also purchase human resource, benefit, payroll, and workforce management services from Farm Credit Foundations (Foundations). SunStream and Foundations are both System service corporations within the AgriBank District and the costs incurred are included in the table below in AgriBank District purchased services. In addition to the services we purchase from AgriBank, SunStream, and Foundations we also hold an investment in each of these institutions.

**Additional Related Party Information**

(in thousands)					
As of December 31					
		<b>2022</b>		2021	2020
Investment in AgriBank	\$	<b>33,450</b>	\$	28,843	\$ 23,354
Investment in SunStream		<b>271</b>		225	225
Investment in Foundations		<b>14</b>		14	14
<b>For the year ended December 31</b>					
AgriBank District purchased services	\$	<b>1,401</b>	\$	966	\$ 867

**NOTE 10: CONTINGENCIES AND COMMITMENTS**

In the normal course of business, we have various contingent liabilities and commitments outstanding, which may not be reflected in the Consolidated Financial Statements. We do not anticipate any material losses because of these contingencies or commitments.

We may be named as a defendant in certain lawsuits or legal actions in the normal course of business. At the date of these Consolidated Financial Statements, our management team was not aware of any material actions. However, management cannot ensure that such actions or other contingencies will not arise in the future.

We have commitments to extend credit and letters of credit to satisfy the financing needs of our borrowers. These financial instruments involve, to varying degrees, elements of credit risk in excess of the amount recognized on the financial statements. Commitments to extend credit are agreements to lend to a borrower as long as there is not a violation of any condition established in the loan contract. Standby letters of credit are agreements to pay a beneficiary if there is a default on a contractual arrangement. At December 31, 2022, we had commitments to extend credit and unexercised commitments related to standby letters of credit of \$294.0 million. Additionally, we had \$566 thousand of issued standby letters of credit as of December 31, 2022.

Commitments to extend credit and letters of credit generally have fixed expiration dates or other termination clauses and we may require payment of a fee. If commitments to extend credit and letters of credit remain unfulfilled or have not expired, they may have credit risk not recognized in the financial statements.

Many of the commitments to extend credit and letters of credit will expire without being fully drawn upon. Therefore, the total commitments do not necessarily represent future cash requirements. Certain letters of credit may have recourse provisions that would enable us to recover from third parties amounts paid under guarantees, thereby limiting our maximum potential exposure. The credit risk involved in issuing these financial instruments is essentially the same as that involved in extending loans to borrowers and we apply the same credit policies. The amount of collateral obtained, if deemed necessary by us upon extension of credit, is based on management's credit evaluation of the borrower.

In June 2021, we signed an agreement guaranteeing the amounts borrowed by SunStream on their line of credit with AgriBank, up to \$40.0 million. The term of the line of credit is 36 months and may be extended. The guarantee is in effect until any outstanding balance is paid in full. While we are primarily liable for our pro-rata portion of SunStream's indebtedness to AgriBank, we are jointly and severally liable with certain other owners of SunStream. In the event of default by SunStream, we are responsible for the prompt and full payment of amounts outstanding. However, we may seek reimbursement from the remaining owners of SunStream subject to the guarantee agreement. At this time we believe it is unlikely that we will be required to make payment under this guarantee.

#### **NOTE 11: FAIR VALUE MEASUREMENTS**

Fair value is defined as the price that would be received to sell an asset or paid to transfer a liability in an orderly transaction between market participants at the measurement date in the principal or most advantageous market for the asset or liability. Accounting guidance also establishes a fair value hierarchy, with three input levels that may be used to measure fair value. Refer to Note 2 for a more complete description of the three input levels.

We did not have any assets or liabilities measured at fair value on a recurring basis at December 31, 2022, 2021, or 2020.

##### **Non-Recurring Basis**

We may be required, from time to time, to measure certain assets at fair value on a non-recurring basis. The fair value of impaired loans was \$87 thousand, \$1 thousand, and \$4.5 million at December 31, 2022, 2021, and 2020, respectively, which were valued using Level 3 inputs.

##### **Valuation Techniques**

**Impaired Loans:** Represents the carrying amount of loans which were evaluated for individual impairment based on the appraised value of the underlying collateral. When the value of the collateral, less estimated costs to sell, is less than the principal balance of the loan, a specific reserve is established. Costs to sell represent transaction costs and are not included as a component of the asset's fair value. If the process uses observable market-based information, they are classified as Level 2. If the process requires significant input based on management's knowledge of and judgment about current market conditions, specific issues relating to the collateral and other matters, they are classified as Level 3.

#### **NOTE 12: SUBSEQUENT EVENTS**

We have evaluated subsequent events through March 10, 2023, which is the date the Consolidated Financial Statements were available to be issued.

On February 16, 2023, the customer-owners of Farm Credit Mid-America and Farm Credit Midsouth voted to approve the merger of the two associations. The merged association would be named Farm Credit Mid-America, ACA and headquartered in Louisville, Kentucky. At the time this annual report went to print, the cooperatives were in a 35-day reconsideration period and awaiting final approval from the Farm Credit Administration, with a target effective date of April 1, 2023.

There have been no other material subsequent events that would require recognition in our 2022 Consolidated Financial Statements or disclosure in the Notes to Consolidated Financial Statements.

# DISCLOSURE INFORMATION REQUIRED BY REGULATIONS

Farm Credit Midsouth, ACA  
(Unaudited)

---

## Description of Business

---

General information regarding the business is incorporated herein by reference from Note 1 to the Consolidated Financial Statements in this Annual Report.

The description of significant business developments, if any, is incorporated herein by reference from the Management's Discussion and Analysis section of this Annual Report.

## Description of Property

---

### Property Information

Location	Description	Usage
Jonesboro	Owned	Headquarters/Branch
Barton	Owned	Branch
Corning <sup>1</sup>	Owned	Branch
Osceola	Owned	Branch
Paragould	Owned	Central Office/Branch
Marion	Owned	Branch
Wynne	Owned	Branch

<sup>1</sup>The Corning branch was open through December 31, 2022, and was sold in 2023.

## Legal Proceedings

---

Information regarding legal proceedings is included in Note 10 to the Consolidated Financial Statements in this Annual Report. We were not subject to any enforcement actions as of December 31, 2022.

## Description of Capital Structure

---

Information regarding our capital structure is included in Note 6 to the Consolidated Financial Statements in this Annual Report.

## Description of Liabilities

---

Information regarding liabilities is included in Notes 5, 6, 7, 8, and 10 to the Consolidated Financial Statements in this Annual Report. All debt and other liabilities in the financial statements are uninsured.

## Selected Financial Data

---

The Consolidated Five-Year Summary of Selected Financial Data is presented at the beginning of this Annual Report.

## Management's Discussion and Analysis

---

Information regarding any material aspects of our financial condition, changes in financial condition, and results of operations are discussed in the Management's Discussion and Analysis section of this Annual Report.

## Board of Directors

---

Information regarding our board committees as well as directors who served as of December 31, 2022, including business experience in the last five years and any other business interest where a director serves on the board of directors or as a senior officer can be found in the Board of Directors section at the beginning of this report.

Pursuant to our bylaws, directors are paid a reasonable amount for attendance at board meetings, committee meetings, or other special assignments. Directors are also reimbursed for reasonable expenses incurred in connection with such meetings or assignments. The Board of Directors have adopted a rate of \$650 per day honorarium and a per diem rate of \$150 per conference call. Board members will also receive a \$6 thousand annual retainer fee, except for certain positions. The board chairperson receives a \$10 thousand annual retainer fee, the board vice chairperson receives an \$8.5 thousand annual retainer fee, the audit committee chairperson receives an \$8 thousand annual retainer fee, and executive committee members, not falling into one of the before mentioned categories, receive a \$7 thousand annual retainer fee. The retainer fee is equally paid at the end of each quarter.

Information regarding compensation paid to each director who served during 2022 follows:

Name	Number of Days Served		Compensation Paid for Service on a Board Committee	Name of Committee	Total Compensation Paid in 2022
	Board Meetings	Other Official Activities			
Dane Coomer	7.0	24.5	\$ 1,650	Executive	\$ 30,425
Maurica Dooley <sup>1</sup>	4.0	6.0			11,000
Marion Fletcher	7.0	27.8	1,125	Compensation	26,775
Franklin Fogleman, Jr.	7.0	16.5	775	Audit	20,375
Dustin Henson	7.0	18.0	1,125	Compensation	22,225
Matt Knight	7.0	16.5	600	Audit	21,225
Bryan Pribble	7.0	4.8	650	Compensation	16,550
Chris Roberts <sup>1</sup>	2.0	15.5	650	Executive	13,183
			325	Audit	
Gary Sitzer	7.0	30.0	2,575	Audit	31,708
			1,000	Executive	
Ramey Stiles	7.0	15.8	1,650	Executive	23,250
			650	Compensation	
Mike Sullivan	6.0	6.8			14,250
Michael S. Taylor, Jr.	7.0	4.8			13,600
Bradley Wallace	7.0	11.5	650	Audit	18,025
					<u>\$ 262,591</u>

<sup>1</sup>Effective March 9, 2022, Chris Roberts was elected to the AgriBank Board of Directors and he subsequently resigned from Farm Credit Midsouth's Board. After his departure from Farm Credit Midsouth's Board, Maurica Dooley was appointed to fulfill the remainder of his term.

## Senior Officers

The senior officers as of December 31, 2022, and the date each began his/her position include:

James McJunkins, President and Chief Executive Officer (March 2012)  
Ralph D. Stewart, Executive Vice President, Chief Credit Officer (October 2019)  
Diane Steiling, Executive Vice President of Finance, Chief Financial Officer (January 2021)  
Mike Williams, Senior Vice President of Branch Operations, Chief Services Officer (April 2018)  
Michael Clayman, Senior Vice President of Branch Operations, Chief Marketing Officer (April 2018)

Effective January 1, 2021, Ms. Steiling was promoted to Executive Vice President of Finance, Chief Financial Officer (CFO). Prior to this she served as Chief Accounting Officer from October 2020 to January 2021 and Controller from October 2016 to October 2020.

In July 2019, Ralph Stewart was hired in preparation for our previous Chief Credit Officer's (CCO) retirement in February 2020. Mr. Stewart began employment July 2019 and assumed the role of CCO on October 1, 2019. Prior to Mr. Stewart's hire, he served as CCO and Executive Vice President at Alabama Farm Credit from September 2009 to July 2019.

Mike Williams was promoted to Senior Vice President of Branch Operations, Chief Services Officer in April 2018. Prior to this, he served as the Vice President, Jonesboro Branch Manager from March 2012 to March 2018.

Michael Clayman was promoted to Senior Vice President of Branch Operations, Chief Marketing Officer in April 2018. Prior to this, he served as the Vice President, Marion Branch Manager from September 2014 to March 2018.

Other interests where a senior officer served as a director or senior officer include:

James McJunkins serves on the Board of Directors for Arkansas LEADAR, a rural leadership program under the University of Arkansas.

Ralph Stewart serves as a member of the Arkansas Future Farmers of America Foundation, a non-profit securing resources for the future of agricultural education. In addition, he serves as a member of the FCC Services Learning Conference Steering Committee, the committee helps guide content for a Systemwide annual learning conference.

Michael Clayman serves as a Director of the Arkansas 4-H Foundation, an organization that raises funding for scholarships and programs for Arkansas 4-H youth.

## Senior Officer Compensation

**Compensation Risk Management:** We believe the design and governance of our Chief Executive Officer (CEO), senior officer, and highly compensated individuals compensation program is consistent with the highest standards of risk management and provides total compensation that promotes our mission



to enhance our diverse agricultural and rural economy. Our compensation philosophy aims to provide a competitive total rewards package that will enable us to attract and retain highly qualified officers with the requisite expertise and skills while achieving desired business results aligned with the best interests of our members. The design of our CEO, senior officer, and highly compensated individuals compensation program supports our risk management goals through a set of checks and balances, including (1) a balanced mix of base and variable pay, (2) a balanced use of performance measures that are risk-adjusted where appropriate, and (3) a pay-for-performance process that allocates individual awards based on both results and how those results were achieved.

**Elements of Compensation:** The CEO, senior officers, and highly compensated individuals are compensated with a mixture of salary, incentives, and retirement plans generally available to all employees within the organization.

**Base Salary:** The CEO, senior officers, and highly compensated individuals base salaries reflect their experience and level of responsibility. The compensation plan is subject to review and approval by the Compensation Committee of the Board of Directors.

**Short-term Incentives:** The incentive plan is designed to reward excellent performance for desired business results. The business plan sets the direction for the organization for the future. The Board believes that setting incentive goals relating to that plan will ensure the viability of the organization over time. The incentive plan establishes results based on the business plan objectives and increases rewards as the results exceed plan. The highly compensated individuals' incentive plan is based on the Association, branch, and individual business results. The senior officer incentive plan is based on the Association and individual business results. The CEO incentive plan is based upon a model designed by the AgriBank District for similar roles and adopted by the Board of Directors. This plan is based entirely on the operating results of the organization and the goals are established based on the business plan objectives. All individuals must meet their individual performance objectives before being able to participate in an incentive program. The Board believes utilizing this strategy aligns the organization to exceed shareholder expectations. The criteria related to the overall Association performance include return on assets, operating efficiency, and contractual interbank performance agreement (CIPA). The branch performance goals include loan growth, non-interest income growth, and risk score. Additionally, performance criteria impacting senior officer and highly compensated individuals incentives, excluding the CEO, related to personal performance include attainment of personal objectives and performance ratings. We calculate the incentives after the end of the plan year (the plan year is the calendar year). The CEO, senior officer, and highly compensated individuals incentives are paid annually and within 90 days of year end.

**Retirement Plans:** We have various post-employment benefit plans which are generally available to all Association employees, including the CEO and senior officers, based on dates of service to the Association and are not otherwise differentiated by position, unless specifically stated. Information regarding the post-employment benefit plans is included in Notes 2 and 8 to the Consolidated Financial Statements in this Annual Report.

**Other Components of Compensation:** Additionally, compensation associated with any company-paid vehicles, group term life insurance premiums, disability insurance premiums, or other taxable reimbursements may be made available to the CEO, senior officers, and highly compensated individuals based on job criteria or similar plans available to all employees.

#### Compensation to the CEO, Senior Officers, and Highly Compensated Individuals

(in thousands)

Name	Year	Salary	Bonus	Deferred/ Perquisites	Other	Total
James McJunkins, CEO	2022	\$ 359	\$ 225	\$ 4	\$ (81)	\$ 507
James McJunkins, CEO	2021	339	175	4	133	651
James McJunkins, CEO	2020	326	125	4	727	1,182
Aggregate Number of Senior Officers and Highly Compensated Individuals, excluding CEO						
Five	2022	\$ 939	\$ 314	\$ 5	\$ (190)	\$ 1,068
Six <sup>1</sup>	2021	978	245	5	143	1,371
Seven <sup>2</sup>	2020	1,047	225	6	1,038	2,316

<sup>1</sup>Includes compensation for one senior officer who retired in April 2021.

<sup>2</sup>Includes compensation for one senior officer who retired in February 2020. Also includes compensation for the entire year for one individual promoted to senior officer in October 2020.

The Farm Credit Administration (FCA) Regulations require the disclosure of the total compensation paid during the last fiscal year to all senior officers and highly compensated individuals included in the above table be available and disclosed to our members upon request.

The amount in the "Other" category in the preceding table primarily includes:

- Employer match on defined contribution plans available to all employees.
- Changes in the value of pension benefits. The change in value of the pension benefits is defined as the change in the vested portion of the present value of the accumulated benefit obligation from December 31 of the prior year to December 31 of the most recent year for the District-wide Pension Plan and the Pension Restoration Plan, as applicable, as disclosed in Note 8 to the Consolidated Financial Statements in this Annual Report. This change in value does not represent cash payments made by the Association during the year, but rather is an estimate of the change in the Association's future obligations under the pension plans. The change in the value of the pension benefits is highly sensitive to discount rates used to value the plan liabilities to participants.

No tax reimbursements are made to the CEO, senior officers, or highly compensated individuals.

Generally, pension benefits increase annually as a result of an additional year of credited service and related compensation for plan participants. The value of the pension benefits can also be significantly impacted by changes in interest rates as of the measurement date.

### Pension Benefits Attributable to the CEO and Senior Officer

(dollars in thousands)

2022		Years of	Present Value	Payments
Name	Plan	Credited Service	of Accumulated Benefits	Made During the Reporting Period
James McJunkins, CEO	AgriBank District Retirement Plan	41.7	\$ 3,248	\$ --
	AgriBank District Pension Restoration Plan	41.7	950	--
Aggregate Number of Senior Officer, excluding CEO				
One	AgriBank District Retirement Plan	32.1	\$ 864	\$ --

The change in composition of the aggregate number of senior officers can have a significant impact on the calculation of the accumulated pension benefits.

Effective January 1, 2007, the AgriBank District Retirement Plan was closed to new employees. Therefore, any employee starting employment with the AgriBank District after that date is not eligible to be in the plan.

The AgriBank District Pension Restoration Plan restores retirement benefits to certain highly compensated employees that would have been provided under the qualified plan if such benefits were not above certain Internal Revenue Code limits. Not all senior officers or highly compensated employees are eligible to participate in this plan.

### Transactions with Senior Officers and Directors

---

Information regarding related party transactions is included in Note 9 to the Consolidated Financial Statements in this Annual Report.

### Travel, Subsistence, and Other Related Expenses

---

Directors and senior officers are reimbursed for reasonable travel, subsistence, and other related expenses associated with business functions. A copy of our policy for reimbursing these costs is available by contacting us at:

3000 Prosperity Drive  
Jonesboro, AR 72404  
(870) 932-2288  
www.FCMidsouth.com

The total directors' travel, subsistence, and other related expenses were \$117 thousand, \$124 thousand, and \$75 thousand in 2022, 2021, and 2020, respectively.

### Involvement in Certain Legal Proceedings

---

No events occurred during the past five years that are material to evaluating the ability or integrity of any person who served as a director or senior officer on January 1, 2023, or at any time during 2022.

### Member Privacy

---

The FCA Regulations protect members' nonpublic personal financial information. Our directors and employees are restricted from disclosing information about our Association or our members not normally contained in published reports or press releases.

### Relationship with Qualified Public Accountant

---

There were no changes in the independent auditors since the last Annual Report to members and we are in agreement with the opinion expressed by the independent auditors. The total financial statement audit fees paid during 2022 were \$89 thousand. Our engagement letter commits to reimbursing the external auditor for reasonable out-of-pocket expenses as incurred for travel. We also incurred \$13 thousand for work related to our implementation of new accounting guidance, which was pre-approved by the Audit Committee.

### Financial Statements

---

The Report of Management, Report on Internal Control over Financial Reporting, Report of Audit Committee, Report of Independent Auditors, Consolidated Financial Statements, and Notes to Consolidated Financial Statements are presented prior to this portion of the Consolidated Financial Statements in this Annual Report.

### Young, Beginning, and Small Farmers and Ranchers

---

Information regarding credit and services to young, beginning, and small farmers and ranchers, and producers or harvesters of aquatic products is included in an addendum to this Annual Report.

# YOUNG, BEGINNING, AND SMALL FARMERS AND RANCHERS

Farm Credit Midsouth, ACA

(Unaudited)

We have specific programs in place to serve the credit and related services needs of young, beginning, and small (YBS) farmers and ranchers (Farmers) in our Local Service Area (LSA).

## Definitions

Farm Credit Administration (FCA) Regulations define young, beginning, and small farmers, ranchers or producer or harvester of aquatic products as those meeting any of the following criteria:

- **Young:** A farmer, rancher, or producer or harvester of aquatic products who is age 35 or younger as of the loan transaction date.
- **Beginning:** A farmer, rancher, or producer or harvester of aquatic products who has 10 years or less farming or ranching experience as of the loan transaction date.
- **Small:** A farmer, rancher, or producer or harvester of aquatic products who normally generates less than \$250 thousand in annual gross sales of agricultural or aquatic products.

## Demographics

Our LSA area includes 10 counties in eastern Arkansas, three counties in southern Missouri, and part of three counties in Tennessee. We have used the 2017 United States Department of Agriculture (USDA) Ag-Census as our source of demographic data for the counties in our LSA. There are several differences in the methods by which the demographic and YBS farmer data is presented. Young farmers are defined by the FCA as 35 years old or less. The USDA Ag-Census demographic stratification breaks at 34 years, which was used to compare to FCA's definition. Beginning farmers are defined by the FCA as having 10 years or less farming experience. There is no measurement matching this definition in the USDA Ag-Census; however, the census does identify farmers on their current farm less than 10 years. That statistic may include beginning farmers, but may also include experienced farmers who have recently changed farmsteads. As with the case with the Young information the Beginning information in the USDA Ag-Census is not an exact comparison to the FCA definition, but will be utilized as the best comparison available. The FCA Small definition matches with the USDA Ag-Census delineation of farm entities with sales of less than \$250,000. Other data differences:

- The farmers experience is as of the date of the USDA Ag-Census, while Midsouth's data is compiled as to the date the loan was made.
- Small farmers is by each individual farm entity from the USDA Ag-Census data, while Midsouth's data is compiled as of the date of the loan and the total value of sales of closely related entities rather than individual entities.
- The USDA Ag-Census data reflects all farms whether they use debt or not (the census reflects only 41.97% of farms have debt).

While the statistical results of the USDA Ag-Census do not match the FCA definitions exactly and there are timing issues, they do provide a consistent source of measurement with which to assess association targets and goals.

The following data compares Farm Credit Midsouth's YBS membership as of December 31, 2022, to the 2017 USDA Ag-Census data in our LSA:

Category	Number	Percent
<b>2017 USDA Ag-Census Data:</b>		
Farmers 34 and Younger	758	12.3%
Farmers on Current Farm Less than 10 Years	1,967	31.8%
Farmers with Less than \$250,000 Farm Sales	4,721	76.4%
Total Farmers	6,178	
<b>2022 Farm Credit Midsouth, ACA Data:</b>		
Members that were ≤ 35 years of age when their loan was originally made	468	21.7%
Members that had been farming ≤ 10 years when their loan was originally made	694	32.2%
Members that had < \$250,000 in gross sales of agricultural products when their loan was originally made	737	34.2%
Total Members in the LSA	2,158	

## Mission Statement

Enhance our diverse economy through an Outreach Program that will focus on young, beginning, and small farmers with specific outreach toward diversity and inclusion.

We are accomplishing this mission by:

- Providing special loan programs and underwriting standard to meet the needs of YBS farmers;
- Offering either directly, or through external relationships, a number of financial services which will benefit the YBS farmers in risk management;
- Making full use of the Farm Service Agency guaranteed loan programs;
- Establishing quantitative portfolio goals; and
- Continuing to participate in numerous outreach programs which benefit YBS farmers.

### Quantitative Goals

---

Our Board of Directors desires to maintain a portfolio mix of young, beginning, and small farmers and ranchers. This mix will help ensure our continued viability in future years and promote agriculture in our LSA. The Board of Directors, have decided to concentrate on new YBS business and have set five year goals to achieve the desired portfolio mix. The following are the goals and the 2022 results:

Category	% of Total Number of New Loans		% of Total Volume of New Loans	
	Goal	2022 Results	Goal	2022 Results
Young farmers	18%	19.9%	12%	15.4%
Beginning farmers	18%	24.7%	12%	20.2%
Small farmers	18%	16.6%	8%	5.1%

### Qualitative Goals

---

**Goal:** Coordinate with governmental agencies and private parties to enhance credit services to YBS farmers with use of guarantees or other risk reduction tools.

**Status:** Farm Credit Midsouth had 32 government guaranteed loans to YBS farmers as of December 31, 2022, and made 3 new government guaranteed loans to YBS farmers in 2022.

**Goal:** Provide educational and informational outreach programs for YBS or potential YBS farmers.

**Status:** The following educational and informational outreach programs were supported that were available to YBS or potential YBS farmers in 2022:

- Midsouth and the other Arkansas Farm Credit associations sponsor, support, and participate in various Arkansas Grown activities which are an initiative of the Arkansas Department of Agriculture:
  - Arkansas Grown Magazine
  - Arkansas Homegrown by Heroes Scholarship
  - School Garden Contest
  - Farmers Market Promotion Program
- Arkansas State University Agriculture Conference
- Women in Agriculture Conference
- Farm Management Meetings
- National Black Growers Council Annual Meeting
- Arkansas Future Farmers of America (FFA) Convention
- Arkansas Farm Family of the Year
- Farm Safety programs
- Arkansas 4-H
- Annie's Project
- Junior Livestock Auction-Buffalo Island Stock Show
- Arkansas Junior Cattlemen's Association
- Arkansas State Fair – Sale of Champions
- Sponsorship/Exhibit/Attendance
  - Mid-South Farm & Gin Show
  - Arkansas Agricultural Aviation Association
  - Arkansas Cattlemen's Conference
  - Arkansas Soybean Association Annual Meeting
  - Arkansas Rice Council/Producers Annual Meeting
  - Agricultural Council of Arkansas
  - Arkansas County Agricultural Agents Association Convention
  - Arkansas Rural Development Conference

**Goal:** To provide financial and in-kind support to programs that fosters the development of young farmers.

**Status:** Fourteen \$1,000 college scholarships were awarded to students majoring in agriculture or business. Donations totaling \$34,500 were given to various youth organizations, including local FFA chapters and 4-H programs.

### Safety and Soundness of the Program

---

Our YBS program has established specific lending standards and limits to ensure safety and soundness of this program.

# FUNDS HELD PROGRAM

*Farm Credit Midsouth, ACA*  
(Unaudited)

---

Farm Credit Midsouth, ACA (the Association) offers a Funds Held Program (Program) that provides borrowers the ability to make uninsured advance payments on designated loans for the purpose of paying future maturities or other related charges.

## Objective

---

The Association offers the Program for the benefit and convenience of borrowers who desire to make advance payments.

The following terms and conditions apply to Program accounts in connection with loans from the Association, subject to any rights that the Association or borrower may have as specified in loan documents governing designated loans.

## Handling Advance Payments

---

- Advance payments received on a loan participating in the Program before the loan has been billed will normally be placed in the Program account (Account) as of the date received, to be applied against the next installment or other related charges on the installment due date. This is subject to any rights that the Association may have to apply such payments in a different manner as specified in the loan documents governing designated loans.
- Advance payments received on a loan participating in the Program after the loan has been billed will be directly applied to the installment due on the loan or other related charges and will not earn interest.
- Funds received in excess of the installment amount or other related charges will be placed in the Account.
- If a special prepayment of principal is desired, borrowers must specify so at the time funds are paid in advance to the Association.
- When an installment becomes due, any accrued interest in the Account and other funds in the Account for the loan will be automatically applied toward payment of the installment or related charges on the due date. If the balance in the Account is not adequate to pay the installment or related charges in full, borrowers are expected to pay the difference by the installment due date. Any excess funds will remain in the Account.

Even when no installment or related charges are due, the Association may, at its option, apply funds from the Account without notice to the borrower as follows:

- **Protective Advances.** If the borrower fails to pay when due other items as required pursuant to the mortgage, deed of trust, promissory note, or any other loan documents, the Association may apply funds in the Account to pay them.
- **Account Ceiling.** If the Account balance exceeds the unpaid balance of the loan, the Association may apply the funds in the Account to repay the entire unpaid balance and will return any excess funds. The Association allows up to two full annual installments (principal and interest) to be placed in the Account on each individual loan.
- **Transfer of Security.** If the borrower sells, assigns, or transfers any interest in the underlying collateral, the Association may apply the funds in the Account against the remaining loan balance.
- **Deceased Borrowers.** If all borrowers are deceased, the Association may apply the funds in the Account to the remaining loan balance.

**The Association may pay interest on Account balances.** Interest on Account balances (exclusive of funds applied directly to billed amounts) will normally accrue from the date of receipt of the funds until the date the funds are applied to the loan against an installment due or other related charges. The Association may change the interest rate from time to time, without written notification to the borrower, and may provide different interest rates for different categories of loans. Subject to change as aforesaid, currently the rate paid on the Account by the Association is equal to the rate being charged to the borrower on the individual loan less 2%.

## Borrower Withdrawals from Accounts

---

The Association may permit borrowers to withdraw funds from the Account according to the Association's Program. In addition, the Association may permit withdrawals for medical emergencies, natural disasters, and other purposes with a written request stating the reason for the withdrawal. All requests must be approved by the Association CEO or designee prior to withdrawal.

## Liquidation

---

Account balances are not insured. In the event of the Association liquidation, all borrowers having balances in these uninsured Accounts shall be notified according to FCA Regulations in effect at that time. Current applicable regulations state that the notice shall instruct that the funds ceased earning interest when the receivership was instituted and will be applied against the outstanding indebtedness of any loans of the borrower unless, within 15 days' notice, the borrower provides direction to the Association to apply the funds according to existing loan documents.

## Termination

---

If the Association terminates the Program, Account balances will be applied to the loan balance, and any remaining excess funds will be refunded to the borrower.

## Barton Branch

870-572-9900  
6216 Hwy 49  
Poplar Grove AR 72374

## Corning Branch

870-857-3541  
600 W Elm  
Corning AR 72422  
*Closed December 31, 2022*

## Jonesboro Branch

870-932-2817  
3000 Prosperity Dr  
Jonesboro AR 72404

## Marion Branch

870-739-6275  
151 Block St  
Marion AR 72364

## Osceola Branch

870-563-2676  
4389 W Keiser Ave  
Osceola AR 72370

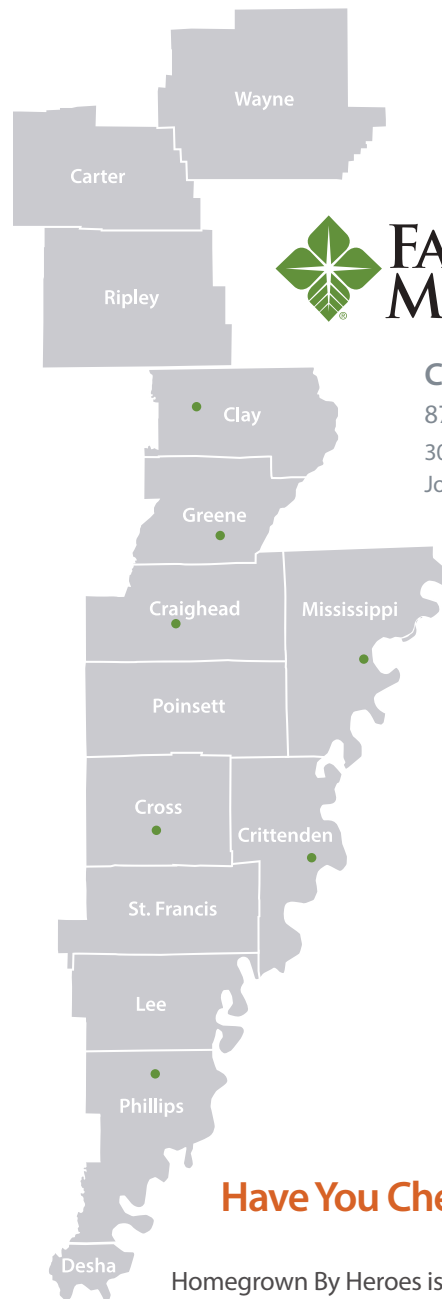
## Paragould Branch

870-236-8525  
1312 Hwy 135 N  
Paragould AR 72450

## Wynne Branch

870-238-2211  
1674 S Falls Blvd  
Wynne AR 72396

PRSRT STD  
US Postage  
**PAID**  
Jonesboro, AR  
Permit No. 267



# FARM CREDIT MIDSOUTH

### Central Office

870-932-2288  
3000 Prosperity Dr  
Jonesboro AR 72404

### VETERAN-PRODUCERS

## Have You Checked Out Homegrown By Heroes?

2021 Homegrown by Heroes Scholarship Recipients Michael Suttle of Camden, a U.S. Army veteran and an agriculture business major at Southern Arkansas University; and Madeline Fortune of Stuttgart, who serves in the Army National Guard and plans to attend the University of Central Arkansas in Conway.



The Arkansas Department of Agriculture and Farm Credit Associations of Arkansas partner yearly to provide two \$1,000 Homegrown by Heroes academic scholarships to military veterans and active military personnel, their spouses, and children who are pursuing a degree in agriculture.

Homegrown By Heroes is a national program administered by the Farmer Veteran Coalition that enables farmer veterans to market their local agricultural products by labeling them as veteran-produced. The Arkansas Department of Agriculture, with support from the Farm Credit Associations of Arkansas, launched the Arkansas Grown Homegrown By Heroes program in 2015.

To join the Farmer Veteran Coalition – Arkansas Chapter and Arkansas Grown Homegrown By Heroes programs, farmers must be a veteran or currently serving as an active duty, National Guard or as a Reserve member of the

United States Armed Forces. To apply for Homegrown By Heroes certification, you must first belong to the Farmer Veteran Coalition and be certified through the national Homegrown By Heroes program. Learn more by visiting [arkansasgown.org/homegrown-by-heroes/](http://arkansasgown.org/homegrown-by-heroes/)

Veterans who are a part of the program will receive an Arkansas Highway and Transportation Department-approved metal sign for their property that will list them and the property as being a part of the Homegrown by Heroes program. The sign will also list information about their service. Each sign is custom-designed for each participant.